


Barycentric Coordinates

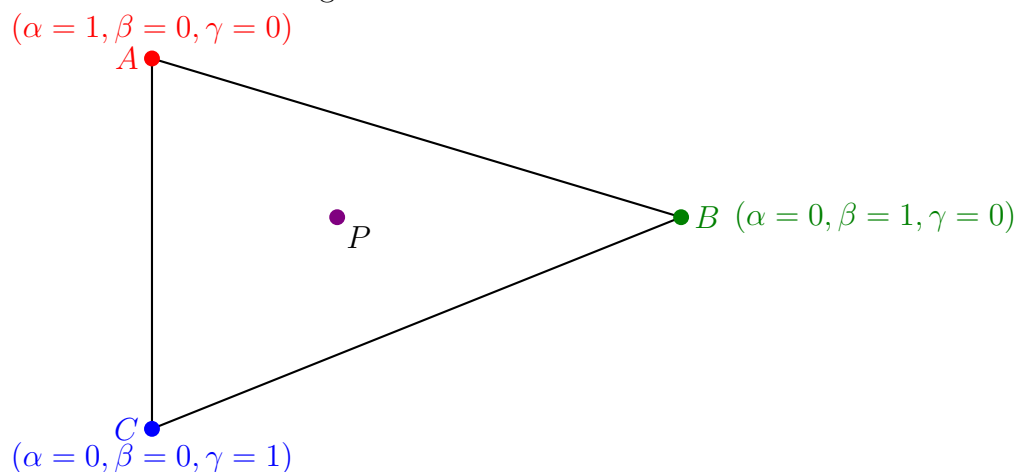
CS 130

1. Want to interpolate vertex data along a segment



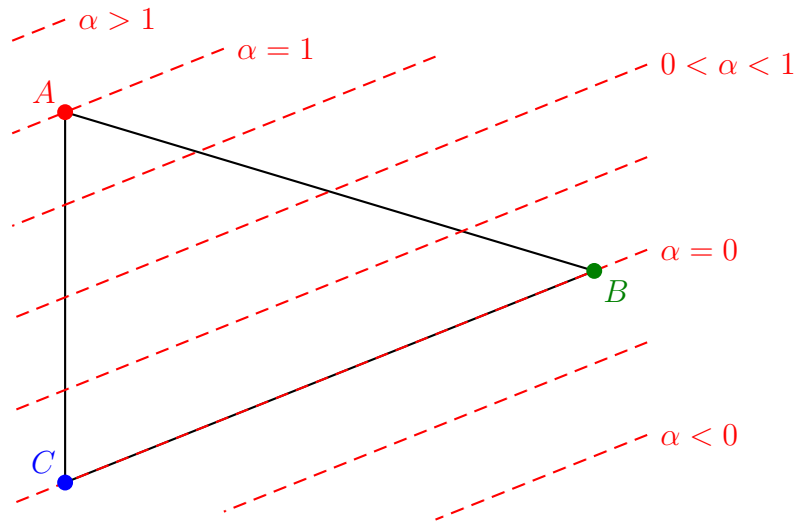
- Define $f(\mathbf{x})$ for all points \mathbf{x} on the line
- Value at endpoints: f_A, f_B .
- Interpolation should get the endpoints right: $f(A) = f_A, f(B) = f_B$
- $f(P) = \alpha f(A) + (1 - \alpha) f(B)$.
- $0 \leq \alpha \leq 1$.
- Symmetry: define $\beta = 1 - \alpha$.
- $f(P) = \alpha f(A) + \beta f(B)$, with $\alpha + \beta = 1$.
- $\alpha = \frac{\text{len}(PB)}{\text{len}(AB)}, \beta = \frac{\text{len}(AP)}{\text{len}(AB)}$

2. Extend this to a triangle

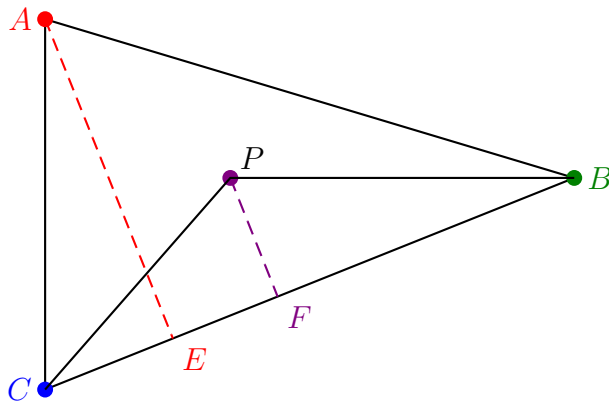


- Define $f(\mathbf{x})$ for all points \mathbf{x} on the triangle
- Value at vertices: f_A, f_B, f_C .
- Interpolation should get the vertices right: $f(A) = f_A, f(B) = f_B, f(C) = f_C$

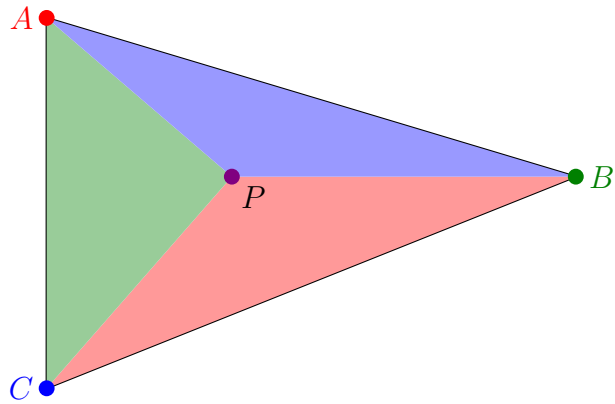
- $f(P) = \alpha f(A) + \beta f(B) + \gamma f(C)$, with $\alpha + \beta + \gamma = 1$.
- Weights form isocontours:



- Note that $\alpha < 0$ or $\alpha > 1$ lies outside the triangle
- Compute using distance to edge:



- $\alpha = \frac{\text{len}(PF)}{\text{len}(AE)} = \frac{\frac{1}{2}\text{len}(PF)\text{len}(BC)}{\frac{1}{2}\text{len}(AE)\text{len}(BC)} = \frac{\text{area}(PBC)}{\text{area}(ABC)}$
- Similarly: $\beta = \frac{\text{area}(APC)}{\text{area}(ABC)}$, $\gamma = \frac{\text{area}(ABP)}{\text{area}(ABC)}$



- Pattern of areas
- Since $\text{area}(PBC) + \text{area}(APC) + \text{area}(ABP) = \text{area}(ABC)$, we have $\alpha + \beta + \gamma = 1$
- Barycentric interpolation is okay for z -values
- Barycentric interpolation is okay for colors in orthographic case
- Barycentric interpolation does not work for colors in the projective case

3. Inside/outside tests

- $\alpha < 0$ or $\alpha > 1$ lies outside the triangle (Same for $\beta < 0$ or $\beta > 1$, $\gamma < 0$ or $\gamma > 1$)
- Inside the triangle if $0 \leq \alpha \leq 1$ and $0 \leq \beta \leq 1$ and $0 \leq \gamma \leq 1$.
- Sufficient to check $\alpha, \beta, \gamma \geq 0$
- For example if $\alpha \geq 0$ and $\beta \geq 0$ then $\gamma = 1 - \alpha - \beta \leq 1 - \beta \leq 1$.
- Since we need the weights to compute the depth values when doing z -buffering, we might as well also use them to determine inside/outside.