



# Tree-Structured Indexes

## Chapter 9

---

---

---

---

---

---

---

---



### Introduction

- ❖ As for any index, 3 alternatives for data entries  $k^*$ :
  - Data record with key value  $k$
  - $\langle k, \text{rid of data record with search key value } k \rangle$
  - $\langle k, \text{list of rids of data records with search key } k \rangle$
- ❖ Choice is orthogonal to the *indexing technique* used to locate data entries  $k^*$ .
- ❖ Tree-structured indexing techniques support both *range searches* and *equality searches*.
- ❖ *ISAM*: static structure; *B+ tree*: dynamic, adjusts gracefully under inserts and deletes.

---

---

---

---

---

---

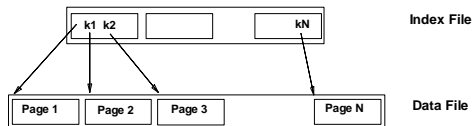
---

---



### Range Searches

- ❖ ``Find all students with  $\text{gpa} > 3.0$ ''
  - If data is in sorted file, do binary search to find first such student, then scan to find others.
  - Cost of binary search can be quite high.
- ❖ Simple idea: Create an `index' file.



\* Can do binary search on (smaller) index file!

---

---

---

---

---

---

---

---

### ISAM

❖ Index file may still be quite large. But we can apply the idea repeatedly!

\* Leaf pages contain data entries.

Database Management Systems 3ed, R. Ramakrishnan and J. Gehrke 4

---

---

---

---

---

---

---

---

### Comments on ISAM

- ❖ **File creation:** Leaf (data) pages allocated sequentially, sorted by search key; then index pages allocated, then space for overflow pages.
- ❖ **Index entries:** <search key value, page id>; they `direct` search for *data entries*, which are in leaf pages.
- ❖ **Search:** Start at root; use key comparisons to go to leaf. Cost  $\propto \log_F N$ ;  $F = \# \text{ entries/index pg}$ ,  $N = \# \text{ leaf pgs}$
- ❖ **Insert:** Find leaf data entry belongs to, and put it there.
- ❖ **Delete:** Find and remove from leaf; if empty overflow page, de-allocate.

\* **Static tree structure:** inserts/deletes affect only leaf pages.

Database Management Systems 3ed, R. Ramakrishnan and J. Gehrke 5

---

---

---

---

---

---

---

---

### Example ISAM Tree

❖ Each node can hold 2 entries; no need for `next-leaf-page` pointers. (Why?)

Database Management Systems 3ed, R. Ramakrishnan and J. Gehrke 6

---

---

---

---

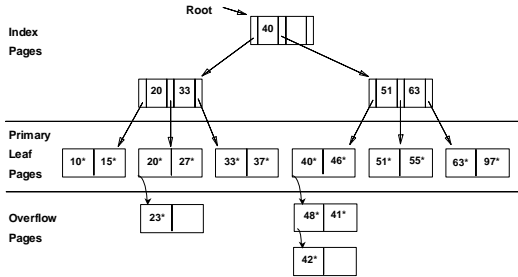
---

---

---

---

After Inserting 23\*, 48\*, 41\*, 42\* ...




---

---

---

---

---

---

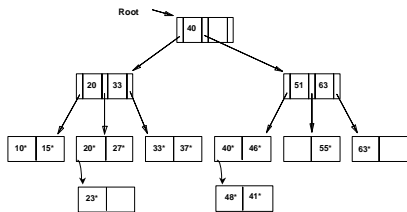
---

---

---

---

... Then Deleting 42\*, 51\*, 97\*



\* Note that 51\* appears in index levels, but not in leaf!

---

---

---

---

---

---

---

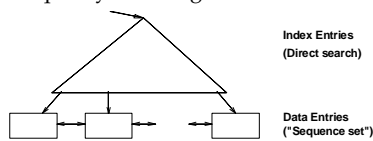
---

---

---

### B+ Tree: Most Widely Used Index

- ❖ Insert/delete at  $\log_F N$  cost; keep tree *height-balanced*. ( $F$  = fanout,  $N$  = # leaf pages)
- ❖ Minimum 50% occupancy (except for root). Each node contains  $d \leq m \leq 2d$  entries. The parameter  $d$  is called the *order* of the tree.
- ❖ Supports equality and range-searches efficiently.




---

---

---

---

---

---

---

---

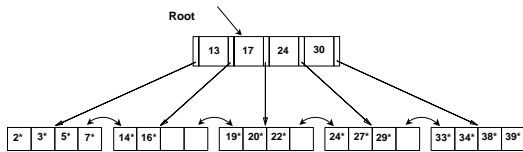
---

---

## Example B+ Tree



- ❖ Search begins at root, and key comparisons direct it to a leaf (as in ISAM).
- ❖ Search for 5\*, 15\*, all data entries  $\geq 24^*$  ...



\* Based on the search for 15\*, we know it is not in the tree!

---

---

---

---

---

---

---

---

## B+ Trees in Practice



- ❖ Typical order: 100. Typical fill-factor: 67%.
  - average fanout = 133
- ❖ Typical capacities:
  - Height 4:  $133^4 = 312,900,700$  records
  - Height 3:  $133^3 = 2,352,637$  records
- ❖ Can often hold top levels in buffer pool:
  - Level 1 = 1 page = 8 Kbytes
  - Level 2 = 133 pages = 1 Mbyte
  - Level 3 = 17,689 pages = 133 Mbytes

---

---

---

---

---

---

---

---

## Inserting a Data Entry into a B+ Tree



- ❖ Find correct leaf  $L$ .
- ❖ Put data entry onto  $L$ .
  - If  $L$  has enough space, *done!*
  - Else, must split  $L$  (into  $L$  and a new node  $L2$ )
    - Redistribute entries evenly, copy up middle key.
    - Insert index entry pointing to  $L2$  into parent of  $L$ .
- ❖ This can happen recursively
  - To split index node, redistribute entries evenly, but push up middle key. (Contrast with leaf splits.)
- ❖ Splits “grow” tree; root split increases height.
  - Tree growth: gets wider or one level taller at top.

---

---

---

---

---

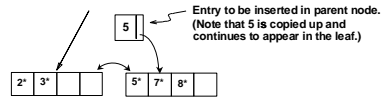
---

---

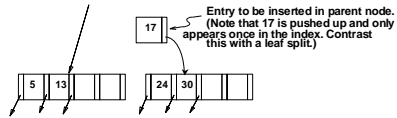
---

## Inserting 8\* into Example B+ Tree

❖ Observe how minimum occupancy is guaranteed in both leaf and index pg splits.



❖ Note difference between *copy-up* and *push-up*; be sure you understand the reasons for this.




---

---

---

---

---

---

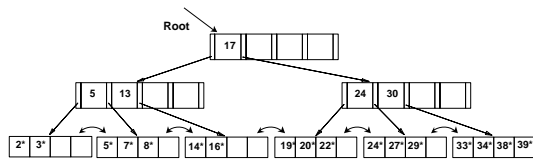
---

---

---

---

## Example B+ Tree After Inserting 8



- v Notice that root was split, leading to increase in height.
- v In this example, we can avoid split by re-distributing entries; however, this is usually not done in practice.

---

---

---

---

---

---

---

---

---

---

## Deleting a Data Entry from a B+ Tree

- ❖ Start at root, find leaf  $L$  where entry belongs.
- ❖ Remove the entry.
  - If  $L$  is at least half-full, *done!*
  - If  $L$  has only  $d-1$  entries,
    - Try to re-distribute, borrowing from *sibling* (adjacent node with same parent as  $L$ ).
    - If re-distribution fails, *merge*  $L$  and sibling.
- ❖ If merge occurred, must delete entry (pointing to  $L$  or sibling) from parent of  $L$ .
- ❖ Merge could propagate to root, decreasing height.

---

---

---

---

---

---

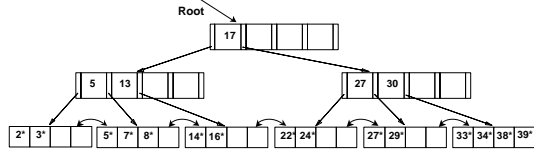
---

---

---

---

### Example Tree After (Inserting 8\* Then) Deleting 19\* and 20\* ...



- ❖ Deleting 19\* is easy.
- ❖ Deleting 20\* is done with re-distribution. Notice how middle key is copied up.

---

---

---

---

---

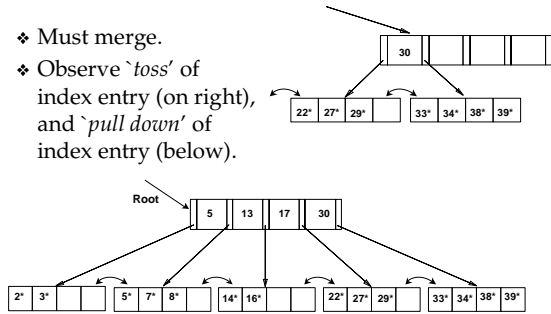
---

---

---

### ... And Then Deleting 24\*

- ❖ Must merge.
- ❖ Observe 'toss' of index entry (on right), and 'pull down' of index entry (below).




---

---

---

---

---

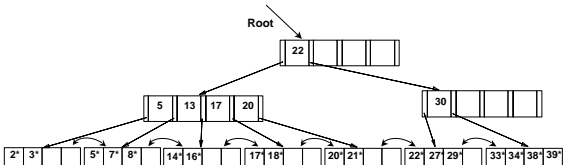
---

---

---

### Example of Non-leaf Re-distribution

- ❖ Tree is shown below during deletion of 24\*. (What could be a possible initial tree?)
- ❖ In contrast to previous example, can re-distribute entry from left child of root to right child.




---

---

---

---

---

---

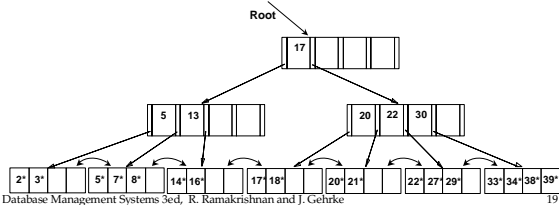
---

---

## After Re-distribution



- ❖ Intuitively, entries are re-distributed by 'pushing through' the splitting entry in the parent node.
- ❖ It suffices to re-distribute index entry with key 20; we've re-distributed 17 as well for illustration.




---

---

---

---

---

---

---

---

## Prefix Key Compression



- ❖ Important to increase fan-out. (Why?)
- ❖ Key values in index entries only 'direct traffic'; can often compress them.
  - E.g., If we have adjacent index entries with search key values *Dannon Yogurt*, *David Smith* and *Devarakonda Murthy*, we can abbreviate *David Smith* to *Dav*. (The other keys can be compressed too ...)
  - Is this correct? Not quite! What if there is a data entry *Davey Jones*? (Can only compress *David Smith* to *Davi*)
  - In general, while compressing, must leave each index entry greater than every key value (in any subtree) to its left.
- ❖ Insert/delete must be suitably modified.

---

---

---

---

---

---

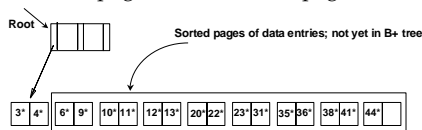
---

---

## Bulk Loading of a B+ Tree



- ❖ If we have a large collection of records, and we want to create a B+ tree on some field, doing so by repeatedly inserting records is very slow.
- ❖ Bulk Loading can be done much more efficiently.
- ❖ Initialization: Sort all data entries, insert pointer to first (leaf) page in a new (root) page.




---

---

---

---

---

---

---

---

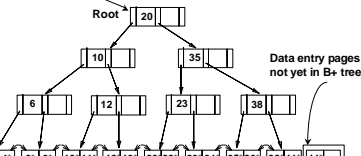
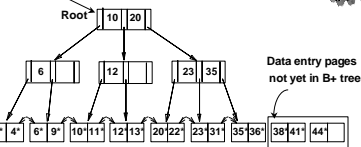
## Bulk Loading (Contd.)



- ❖ Index entries for leaf pages always entered into right-most index page just above leaf level.

When this fills up, it splits. (Split may go up right-most path to the root.)

- ❖ Much faster than repeated inserts, especially when one considers locking!




---

---

---

---

---

---

---

---

## Summary of Bulk Loading



- ❖ Option 1: multiple inserts.
  - Slow.
  - Does not give sequential storage of leaves.
- ❖ Option 2: Bulk Loading
  - Has advantages for concurrency control.
  - Fewer I/Os during build.
  - Leaves will be stored sequentially (and linked, of course).
  - Can control "fill factor" on pages.

---

---

---

---

---

---

---

---

## A Note on 'Order'



- ❖ *Order (d)* concept replaced by physical space criterion in practice ('at least half-full').
  - Index pages can typically hold many more entries than leaf pages.
  - Variable sized records and search keys mean different nodes will contain different numbers of entries.
  - Even with fixed length fields, multiple records with the same search key value (*duplicates*) can lead to variable-sized data entries (if we use Alternative (3)).

---

---

---

---

---

---

---

---



## Summary



- ❖ Tree-structured indexes are ideal for range-searches, also good for equality searches.
- ❖ ISAM is a static structure.
  - Only leaf pages modified; overflow pages needed.
  - Overflow chains can degrade performance unless size of data set and data distribution stay constant.
- ❖ B+ tree is a dynamic structure.
  - Inserts/deletes leave tree height-balanced;  $\log_F N$  cost.
  - High fanout (F) means depth rarely more than 3 or 4.
  - Almost always better than maintaining a sorted file.

---

---

---

---

---

---

---

---

## Summary (Contd.)



- Typically, 67% occupancy on average.
- Usually preferable to ISAM, modulo *locking* considerations; adjusts to growth gracefully.
  - If data entries are data records, splits can change rids!
- ❖ Key compression increases fanout, reduces height.
- ❖ Bulk loading can be much faster than repeated inserts for creating a B+ tree on a large data set.
- ❖ Most widely used index in database management systems because of its versatility. One of the most optimized components of a DBMS.

---

---

---

---

---

---

---

---