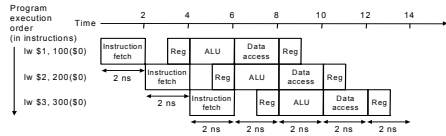
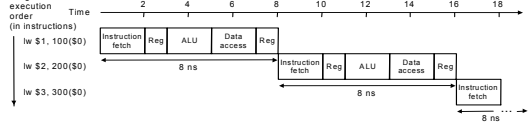


CSE 161 – Design and Architecture of Computer Systems

Chapter Six

Pipelining

□ Improve performance by increasing instruction throughput

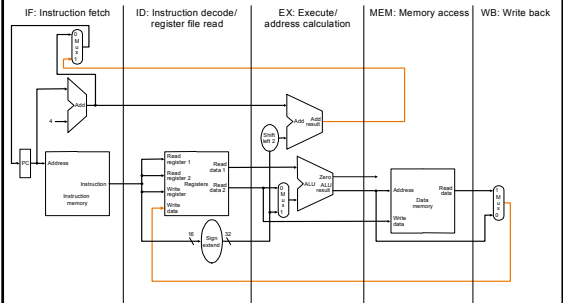


Ideal speedup is number of stages in the pipeline. Do we achieve this?

Pipelining

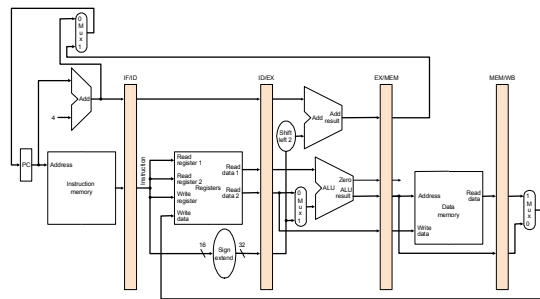
- What makes it easy
 - all instructions are the same length
 - just a few instruction formats
 - memory operands appear only in loads and stores
- What makes it hard?
 - structural hazards: suppose we had only one memory
 - control hazards: need to worry about branch instructions
 - data hazards: an instruction depends on a previous instruction
- We'll build a simple pipeline and look at these issues
- We'll talk about modern processors and what really makes it hard:
 - exception handling
 - trying to improve performance with out-of-order execution, etc.

Basic Idea

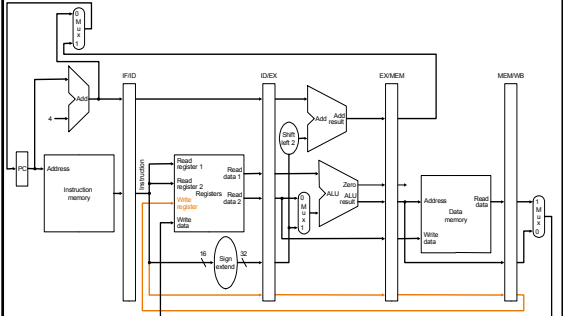


□ What do we need to add to actually split the datapath into stages?

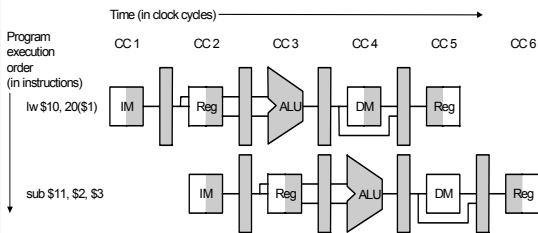
Pipelined Datapath



Corrected Datapath

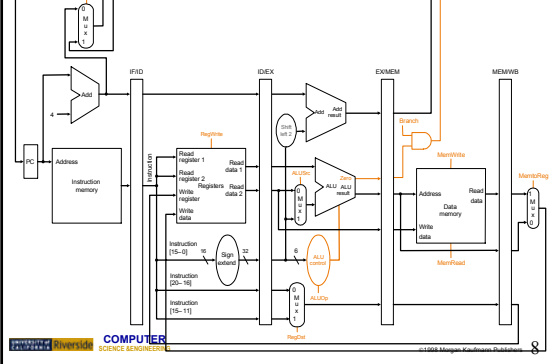


Graphically Representing Pipelines



- Can help with answering questions like:
 - how many cycles does it take to execute this code?
 - what is the ALU doing during cycle 4?
 - use this representation to help understand datapaths

Pipeline Control



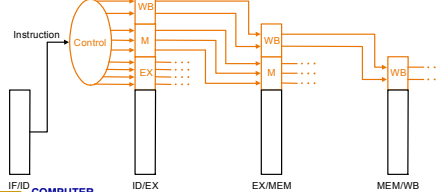
Pipeline control

- We have 5 stages. What needs to be controlled in each stage?
 - Instruction Fetch and PC Increment
 - Instruction Decode / Register Fetch
 - Execution
 - Memory Stage
 - Write Back
- How would control be handled in an automobile plant?
 - a fancy control center telling everyone what to do?
 - should we use a finite state machine?

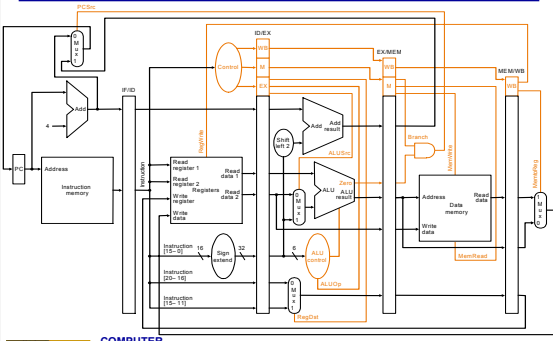
Pipeline Control

- Pass control signals along just like the data

Instruction	Execution/Address Calculation stage control lines					Memory access stage control lines			stage control lines	
	Reg Det	ALU Op1	ALU Op2	ALU Src	Branch	Mem Read	Mem Write	Reg write	Mem to Reg	
lw	1	1	0	0	0	0	0	1	0	
sw	X	0	0	1	0	0	1	0	X	
and	X	0	1	0	1	0	0	0	X	



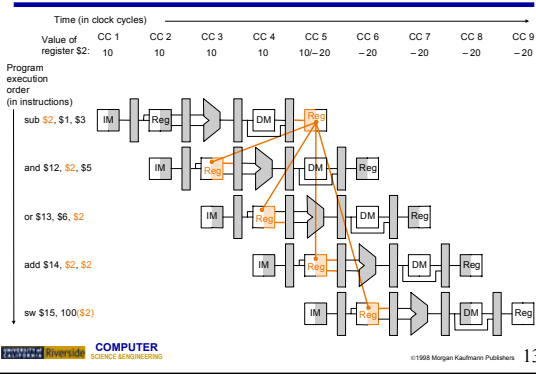
Datapath with Control



Dependencies

- Problem with starting next instruction before first is finished
 - dependencies that "go backward in time" are data hazards

Examples of Dependencies



Software Solution

- Have compiler guarantee no hazards
- Where do we insert the "nops" ?

```

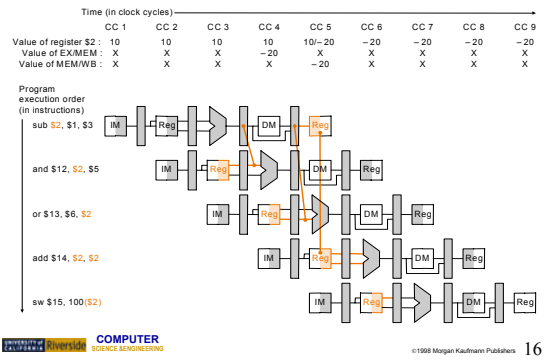
sub $2, $1, $3
and $12, $2, $5
or $13, $6, $2
add $14, $2, $2
sw $15, 100($2)
    
```

- Problem: this really slows us down!

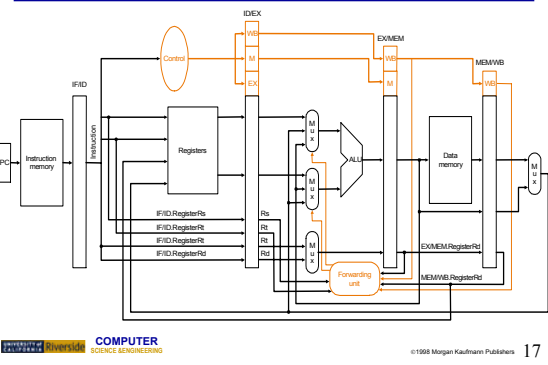
Forwarding

- Use temporary results, don't wait for them to be written
 - register file forwarding to handle read/write to same register
 - ALU forwarding

Examples of Forwarding

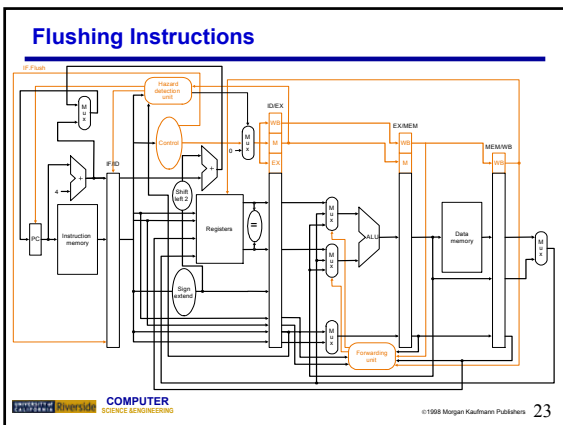
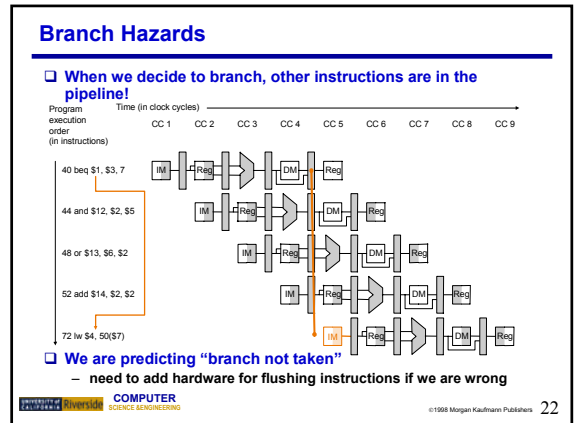
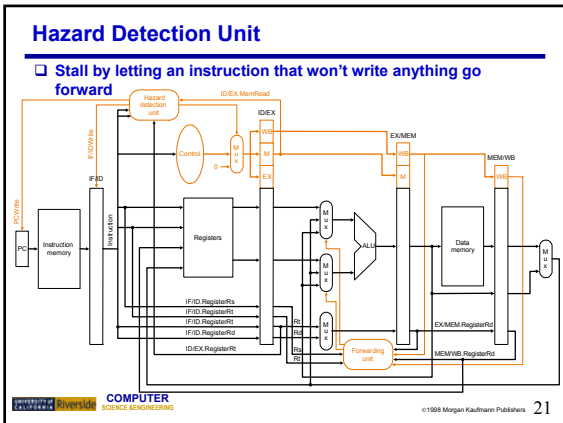
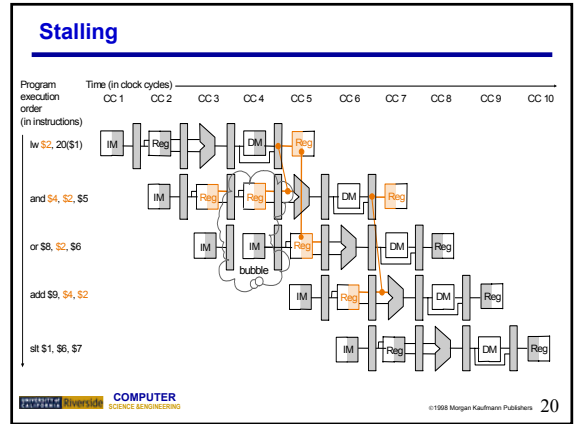
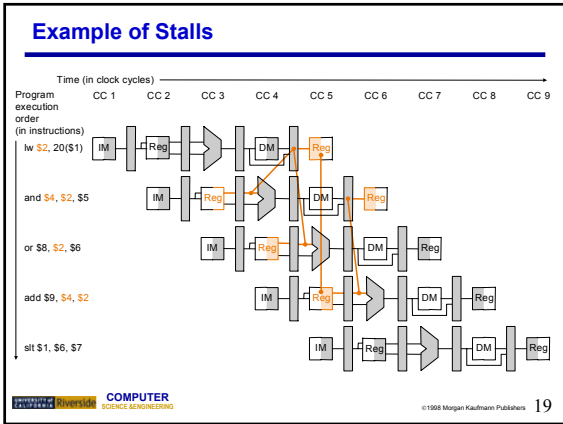


Forwarding



Can't always forward

- Load word can still cause a hazard:
 - an instruction tries to read a register following a load instruction that writes to the same register.
- Thus, we need a hazard detection unit to "stall" the load instruction
 - We can stall the pipeline by keeping an instruction in the same stage
- Or, we use the software solution:
 - insert nop between lw and the use of its result



Improving Performance

□ Try and avoid stalls! E.g., reorder these instructions:

lw \$t0, 0(\$t1)	lw \$t0, 0(\$t1)
lw \$t2, 4(\$t1)	lw \$t2, 4(\$t1)
add \$t3, \$t2, \$t1	add \$t4, \$t0, \$t1
add \$t4, \$t0, \$t1	add \$t3, \$t2, \$t1

□ Add a "branch delay slot"
– the next instruction after a branch is always executed
– rely on compiler to "fill" the slot with something useful

□ Superscalar: start more than one instruction in the same cycle

COMPUTER SCIENCE ENGINEERING ©1998 Morgan Kaufmann Publishers 24

Reducing the Impact of Branch Hazards

Branch delay slot filling

- Insert an instruction after the BR that will always be executed

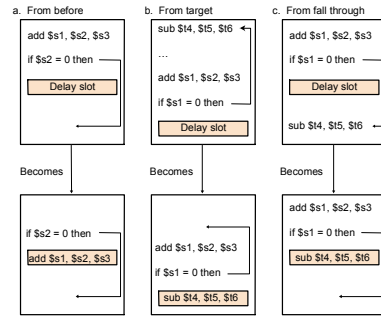
Static branch prediction

- Compiler directs the hardware to predict a BR taken or not

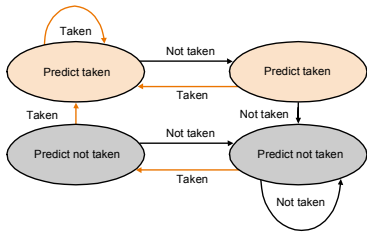
Dynamic branch prediction

- Determine (predict) at run-time whether a BR will be taken or not

Delay slot filling



Dynamic branch prediction



Dynamic Scheduling

The hardware performs the "scheduling"

- hardware tries to find instructions to execute
- out of order execution is possible
- speculative execution and dynamic branch prediction

All modern processors are very complicated

- DEC Alpha 21264: 9 stage pipeline, 6 instruction issue
- PowerPC and Pentium: branch history table
- Compiler technology important

This class has given you the background you need to learn more