

Comparing Lossless Compression Methods for Chess Endgame Data

Dave Gomboc^{a,*}, Christian R. Shelton^a, Andrew S. Miner^b and Gianfranco Ciardo^b

^aUniversity of California, Riverside

^bIowa State University

Abstract. Chess endgame tables encode unapproximated game-theoretic values of endgame positions. The speed at which information is retrieved from these tables and their representation size are major limiting factors in their effective use. We explore and make novel extensions to three alternatives (decision trees, decision diagrams, and logic minimization) to the currently preferred implementation (Syzygy) for representing such tables. Syzygy is most compact, but also slowest at handling queries. Two-level logic minimization works well, though performing the compression takes significant time. Decision DAGs and multiterminal binary decision diagrams are both comparable and offer the best querying times, with decision diagrams providing better compression.

1 Introduction

Endgame tables (EGTs) support increased skill in play by storing precomputed exact (non-heuristic) information about game positions for convergent games, which are games where the size of the state space decreases as the game approaches its end. An EGT serves as a map from game state to relevant information. EGTs are typically calculated via retrograde analysis [15]. For Checkers, the precomputation of EGTs combined with forward search allowed the determination of the game-theoretic result of its initial position [12].

We focus on Chess EGTs, the first of which were computed by Ströhlein [14]. Currently, the largest full sets of EGTs are for endings with seven pieces or fewer [16]. The full set of such Syzygy EGTs consumes 17 TiB. We study lossless compression methods for Chess EGTs, quantifying their compression and probing speeds.

1.1 State-of-the-art

Syzygy [5] is currently the predominant Chess EGT storage implementation: its representation is more compact than widely available alternatives, it is acceptably efficient to query, and its data files and source code are freely available for download and use.

Syzygy, and virtually all of its predecessor Chess EGT implementations, provide a separate table for each material balance: the set of pieces remaining for each player. There is a table for positions where White has a king, pawn, and rook, and Black has a king and queen, there is another table for positions where White has a king and two rooks and Black has a king and pawn, and so on. For each material balance, there is both a win/cursed win/draw/blessed loss/loss (WCDBL) table and a distance to zeroing (DTZ) table.

Cursed wins and blessed losses are positions where the official over-the-board rules of Chess allow a player to claim a draw when 100 consecutive ply occur without a zeroing ply, but would otherwise lead to a decisive result with perfect play.

In this paper, we focus on WCDBL, which provides the game-theoretic value of positions: the use of sufficiently large WCDBL tables alone during lookahead would be sufficient to avoid reaching a game-theoretically suboptimal position. DTZ tables store additional information to permit optimal play once an EGT position has been reached.

1.2 Problem definition

We encode the coordinate of any location on the chessboard using three bits for the file and three bits for the rank. One additional bit is used to encode the side to move. A pawn that may be captured en passant is encoded as being on the first or eighth rank instead of the fourth or fifth rank where it is actually located. Syzygy EGTs do not include game-theoretic values for positions where either side has not already permanently lost their right to castle. Therefore, when probing some particular five-piece material balance, we express the input as a bit vector of length $(3 + 3) \times 5 + 1 = 31$.

The mapping from the input to one of five outcomes is partial: not all inputs are possible. For instance, two pieces cannot occupy the same location. We also exploit symmetry to reduce further the number of stored positions. For example, when no pawns are present (and castling is not possible), all board rotations are equivalent. Flipping the player to move along with the colour of all pieces is also symmetric. We only store and query one canonical position for each set of symmetric positions. Consequently, over 90% of possible inputs are not associated with any particular output.

The goal is to produce a data structure, and suitable querying code, that returns the proper game-theoretic value for any canonical encoding of a Chess position. While it is not strictly necessary to do so, we continue the historic practice of building separate data structures for each material balance. We build our alternative compressed representations from a list of each canonical Chess position of the relevant material balance, paired with its associated game-theoretic outcome.

1.3 Research Goal

We aim to explore alternatives to the Syzygy Chess EGT format. Syzygy is a complex system that by design exploits Chess-specific properties. Importantly, it uses a capture-based minimaxing search,

* Corresponding Author. Email: dave_gomboc@acm.org.

which allows it to often store something other than the actual game-theoretic value for positions where captures are possible, thus permitting smaller data files.

However, it is not our goal to exhaustively assess historic Chess EGT formats that are no longer in common use today. One prominent earlier approach is the Nalimov EGTs[9], which did provide compelling benefits versus the then-available alternatives in its heyday. It is no longer popular because it does not provide full WCDBL information, yet requires seven times the space that Syzygy does to represent up to and including all six-piece EGTs.

Rather, this paper aims to quantify what is possible using non-Chess-specific compression techniques. While we do modify some standard compression methods, these modifications target general properties of EGTs. We explore three alternatives that, while exploiting basic symmetries of Chess, are nonetheless general-purpose compression and query techniques. They have simple querying code and straightforward interpretations. We believe these alternatives could also be helpful in other convergent games in which symmetries exist, such as Xiangqi and International Draughts.

1.4 Contributions

We consider and compare three alternative methods to Syzygy for storing a WCDBL EGT: decision directed acyclic graphs (DAGs), two-level logic minimization (TLLM), and multiterminal reduced ordered binary decision diagrams (MTBDDs). All methods construct a tree or DAG whose leaves indicate either individual outcomes or a small set of cube-outcome pairs to scan linearly. Each of these methods uses different heuristics to form a compact representation of the EGT data.

We provide necessary improvements to each method for efficient use on this application. For decision trees, the modification is minor: we build a decision DAG instead of a tree. For decision diagrams, we extend the concretization methods for fully-reduced binary decision diagrams (BDDs) to MTBDDs. For two-level logic minimization, we not only significantly rework the main operations of the ESPRESSO algorithm, but also introduce both a new operation, distance- n merging, and an indexing scheme. Together, these logic minimization improvements enable effective minimization even when the input ON-cover contains several hundreds of millions of minimum product terms. These decision diagram and logic minimization modifications are novel contributions.

Each method approaches the compression problem differently. We outline each method, draw connections amongst them, and compare them empirically with each other and with Syzygy on three-, four-, and five-piece EGTs.

2 Decision DAGs

We use a standard binary decision tree learning algorithm [11] to compress each EGT. The set of canonical positions of each table are used as the training examples, each viewed as an input of binary features and an output as one of five classes reflecting the game-theoretic value of the position. When building, we employ greedily the standard information gain metric [10]. Decisions at internal nodes correspond to checking a single bit of the input.

Our method differs only slightly from typical machine learning decision tree construction. Because we seek only compression, not generalization (our training set for each EGT already includes every position of interest), we exhaustively build the tree and perform no

pruning. Second, to save space, we construct a DAG rather than a tree by merging common subtrees during the construction process.

3 Two-level logic minimization

We also compare with the recent endgame compression method of Gomboc and Shelton [7], which leveraged the ESPRESSO [1] two-level logic minimizer to perform minimization on three- and four-piece tables. ESPRESSO represents functions as pairs of input and output vectors. The input vector may be represented using the alphabet $\{0, 1, *\}$, respectively meaning that the corresponding input must be 0, must be 1, or may be either 0 or 1. The output vector may be represented using the alphabet $\{f, r, d, \sim\}$, respectively meaning that the corresponding output must be 1, must be 0, may be either 0 or 1, or is unconstrained by the paired input vector.

ESPRESSO repeatedly iterates through three major operations. EXPAND attempts to replace 0s and 1s in each input vector with $*$ s (known as “raising”) such that as many other input vector are subsumed and eliminated as possible, while ensuring that no output vector specification conflicts occur. IRREDUNDANT identifies and removes input vectors whose output constraints may be deduced from combinations of other remaining input vectors without adjusting the values of any input vectors. REDUCE attempts to replace $*$ s in each input vector with 0s and 1s without newly permitting any output bit to take on any value that was previously precluded by some combination of mapping constraints.

3.1 Representation simplification

As discussed in Section 1.2, lookups for the vast majority of input vectors will never be performed. Nonetheless, ESPRESSO explicitly represents D , the multiset of input vectors that map any output to d , because its implementation of both IRREDUNDANT and REDUCE depend upon D ’s availability. When attempting to process five-piece EGTs using ESPRESSO, representing D causes main memory (256 GiB) exhaustion. To address this problem, we devised alternative algorithms for performing these two operations that do not require D to be provided as an input.

In our application of TLLM, we never map any output bit to \sim , and furthermore, either every element or no element of each individual output vector is mapped to d . Thus, in addition to not representing D , we also need not represent R , the multiset of input vectors that map any output to r , separately from F , the multiset of input vectors that map any output to f , which results in further memory savings.

In this paper, we refer to just the input vector associated with an output as a cube. We initialize the EGTs prior to minimization by specifying the output value for each minimum product term (a.k.a. *minterm*, or unit cube) about which we care.

As arguments to Algorithms 1 and 2, we provide two cube sets, which we denote as B (for baseline) and E (for expanded). B represents an earlier representation of F prior to expansion: it can, but does not have to, be the original definition of F prior to any minimization. E represents some expansion of B . In both, we use indices (see Section 3.3), priority queues, and caching to make them more efficient than a direct implementation of the pseudo-code would be.

3.1.1 Efficient D -less irredundancy

Algorithm 1 computes an irredundant cover E' from B and E . We add cubes from E , starting with all cubes that uniquely cover some cube in B , then greedily select additional cubes which cover the most additional not-yet-covered cubes of B .

Algorithm 1 IRREDUNDANT

Require: B : Baseline cubes (modifies copy)**Require:** E : Expanded cubes that covers B (modifies copy)**Ensure:** E' : Irredundant subset of E that covers B

```
1  $E' = \{e \mid \exists b \in B, \forall e' \neq e, \neg \text{contains}(e', b)\}$ 
2  $B = B - \{b \in B \mid \exists e \in E', \text{contains}(e', b)\}$ 
3  $E = E - E'$ 
4 while  $E \neq \{\}$ 
5    $e = \arg \max_{e \in E} \sum_{b \in B \mid \text{contains}(e, b)} 1$ 
6    $E' = E' \cup \{e\}$ 
7    $B = B - \{b \in B \mid \text{contains}(e, b)\}$ 
8    $E = E - \{e\} - \{e' \in E \mid \nexists b \in B, \text{contains}(e', b)\}$ 
9 return  $E'$ 
```

3.1.2 Efficient D -less reduction

Algorithm 2 computes a reduced cover E' from B and E . The function supercube returns the smallest cube that contains all of the inputs. We repeatedly select expanded cubes uniformly at random without replacement, shrinking them as much as possible while ensuring that B remains covered.

Algorithm 2 REDUCE

Require: B : Baseline cubes (modifies copy)**Require:** E : Expanded cubes that cover B (modifies copy)**Ensure:** E' : Cover of B , each cube is a subcube of some cube in E

```
1  $E' = \{\}$ 
2 foreach  $e \in E$  (random order)
3    $E = E - \{e\}$ 
4    $B' = \{b \in B \mid \text{contains}(e, b)\}$ 
5    $B'' = \{b \in B' \mid \nexists e' \in E, \text{contains}(e', b)\}$ 
6   if  $B'' \neq \{\}$ 
7      $E' = E' \cup \{\text{supercube}(B'')\}$ 
8    $B = B - B''$ 
9 return  $E'$ 
```

3.2 Accelerating expansion

Application of Algorithms 1 and 2 permit us to no longer immediately exhaust main memory, yet we can still only completely process several of the simplest five-piece EGTs. The performance of ESPRESSO, both before and after the above changes, is dominated by the 99% time spent in EXPAND.

Though the time complexity of a single EXPAND operation is referred to as quadratic in the size of its input within ESPRESSO's source code, we found that it actually scales less well. As is, EXPAND could not be applied even a single time to the vast majority of five-piece EGTs, even when given weeks of running time. We were able to address this problem by introducing two innovations.

3.2.1 Distance- n merging (for $n > 1$)

Both ESPRESSO and its predecessor MINI [8] support distance-one merging: merging of two cubes that disagree on only a single variable. Such merges are always useful for maximal compression.

We introduce a generalization, distance- n merging, that can be used to merge cubes that disagree on multiple variables simultaneously. Unlike the distance-one case, the blocking cover must now be consulted. Given v input variables, Algorithm 3 sweeps over all v -choose- n combinations of input variables and attempts to merge any set of cubes that differ only in these variables. Distance- n merging is not intended to be a replacement for the more general EXPAND operation of MINI and ESPRESSO. Rather, it is particularly effective when $n \ll v$ and there may be many small cubes present within a cover that is to undergo expansion. By sorting the cubes based on all other variables, we can quickly find groups of cubes to be merged.

Algorithm 3 DISTANCE-N-MERGE

Require: M : Cover to which merging should be applied**Require:** B : Baseline cubes**Require:** n : number of variables to merge**Ensure:** M' : Cover equivalent to M , where $|M'| \leq |M|$

```
1  $M' = M$ 
2 foreach subset,  $V$ , of variables of size  $n$ 
3    $\mathcal{G} = \text{groupby}(M, V)$ 
4   (groups where all variables except  $V$  are the same)
5   foreach  $G \in \mathcal{G}$ :
6     if output,  $o$ , same for cubes in  $G$ 
7        $c = \text{supercube}(G)$ 
8        $c[V] = *$ 
9        $D = \{b \in B \mid \text{contains}(c, b) \wedge \text{output}(b) \neq o\}$ 
10      if  $D = \{\}$  (check not necessary if  $n = 1$ )
11         $M' = (M' - G) \cup \{c\}$ 
12 return  $M'$ 
```

3.2.2 Random expansion

ESPRESSO's [1] implementation of the EXPAND algorithm [8] tracks which cubes cover which other cubes in order to attempt to grow cubes in ways that encompass as many other cubes as possible. While highly effective at small problem sizes, this tracking is also the root cause of its performance bottleneck when applied to the much larger minimization problems we consider, which render the algorithm infeasible for our use.

Instead, we propose the RANDOM-EXPAND algorithm (Algorithm 4). Each time RANDOM-EXPAND attempts to expand any cube, it randomly selects an input variable ordering, then attempts to *raise* each input variable (replace the specific 0 or 1 for this variable with $*$) one after the other in that chosen order. Every raise that does not result in a conflict is accepted. Consequently, unlike with EXPAND as used by ESPRESSO, RANDOM-EXPAND discards no cubes whatsoever. Instead, we exclusively rely on IRREDUNDANT for cube elimination.

3.3 Cube list indexing

Naïve lookup of a position in the resulting cube list would require scanning all cubes to find the one(s) that match the input position's bit vector, and then returning the associated output. This is too slow, so we build an index tree over the cube list to accelerate lookup.

Our algorithm for building the cube index is similar to that of building a decision DAG: The index is a tree with internal nodes

Algorithm 4 RANDOM-EXPAND

Require: B : Baseline cubes

Require: L : Input dimension count of B

Require: F : Cover of B , where $|F| \leq |B|$

Ensure: E : Cover of B , where $|E| = |F|$, such that each cube in F is a subcube of some cube in E

```

1  $E = F$ 
2 foreach  $c \in E$  (random order)
3    $e = c$   $D = 1 \dots L$ 
4   foreach  $d \in D$  (random order)
5      $e' = \text{raise}(e, d)$ 
6     if ( $e'$  does not contradict  $B$ )
7        $e = e'$ 
8    $E = E - \{c\} \cup \{e\}$ 
9 return  $E$ 
  
```

corresponding to checking one bit of the input. It is built greedily and recursively. However, there are a few differences.

Because the cubes to be indexed are not bit vectors, but rather $\{0, 1, *\}$ -vectors, constructing a binary tree would require the duplication of cubes: If an internal node tests bit i , for any cube for which bit i is $*$, it would need to be duplicated on the 0 and 1 subtrees. This would negate the advantages of the two-level logic minimization that produced the cubes. Instead, we build a ternary tree with three branches at each internal node. Any cube so indexed belongs to only one of the 0, 1, or $*$ branches.

We use a modified Gini impurity score to score a potential internal node. If n_0 , n_1 , and n_* are the number of cubes that would be sorted into the 0, 1, and $*$ branches, respectively, we use the score of $n_0(n_0 + n_*) + n_1(n_1 + n_*) + 2n_*^2$. The first two terms represent the number of items to be scanned ($n_0 + n_*$ and $n_1 + n_*$) times the relative frequency with which they would be scanned. The last term penalizes large number of examples in the common subtree.

We do not build the index structure all the way to single leaves. Rather, empirical tests indicate that performing a linear scan of 10 to 20 cubes is faster than refining the index further, so we stop when the number of remaining cubes is 16 or fewer. A lookup consists of recursively descending the tree, checking either the 0 or 1 branch first, followed by the $*$ branch if necessary. Whenever a leaf is reached, the cubes associated with that leaf are scanned linearly. Because each leaf is unique, the index cannot be made into a DAG.

4 Multiterminal reduced ordered binary decision diagrams

A fully-reduced, ordered BDD (FBDD) [2], the most common type of BDD, encodes a Boolean-valued function in a DAG with the two terminal nodes 0 and 1. The fixed order in which variables are encountered on all paths from the root to any terminal node (unlike the decision DAGs of Section 2) allows for both efficient operations combining BDD-encoded functions (not used in this work) and greater opportunity to merge common subDAGs.

We could encode partial function f described by an m -piece EGT using five FBDDs encoding $f_i : \mathbb{B}^{6n+1} \rightarrow \mathbb{B}$, for $i \in \{W, C, D, B, L\}$, where $f_i(x) = 1$ iff $f(x) = i$, so that the *don't care set* $\mathcal{D} = \{x : f(x) = \perp\}$ would be implicitly given by $\{x : \forall i, f_i(x) = 0\}$. Instead, we use a single *multiterminal reduced ordered binary decision diagram* (MTBDD) [3], a generalization of FBDDs that allows an arbitrary set of terminal nodes. MTBDDs en-

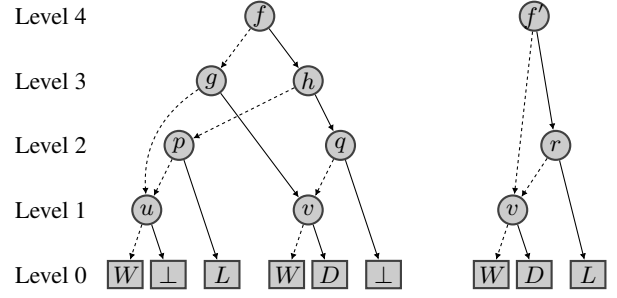


Figure 1. MTBDD encoding f (left), and a concretization f' of f (right).

code total, rather than partial, functions, so we treat f as a total function of the form $f : \mathbb{B}^{6n+1} \rightarrow \{W, C, D, B, L, \perp\}$. Probing an MTBDD once is both simpler than probing multiple FBDDs in parallel and, in expectation, faster than probing multiple FBDDs serially.

Formally, a K -variable MTBDD is an edge-labelled DAG where the terminal nodes belong to an arbitrary finite set \mathcal{R} , and are at level 0, while each nonterminal node p is at a level $p.\text{level} = k \in \{1, \dots, K\}$ and has a 0-child, $p[0]$, and a 1-child, $p[1]$, satisfying $k > \max\{p[0].\text{level}, p[1].\text{level}\}$ and $p[0] \neq p[1]$ (i.e., there are no *redundant* nodes). MTBDD node p at level k encodes function $f_p : \mathbb{B}^k \rightarrow \mathcal{R}$, defined recursively as $f_p(i_1, \dots, i_k) = f_{p[i_k]}(i_1, \dots, i_{k-1})$ if $k > 0$, otherwise $f_p = p$. Figure 1 shows two example MTBDDs, encoding functions $f, f' : \mathbb{B}^4 \rightarrow \{W, D, L, \perp\}$. In the figure, dashed directed edges point to the 0-child, while solid directed edges point to the 1-child.

An advantage of the BDD approaches we discuss is that we can naturally store multiple BDDs of the same type in a single *forest* with shared nodes, especially at lower levels. Thus, the node count of the forest storing *all* m -piece EGTs together cannot exceed, and is in practice less than, the *sum* of the node counts needed to store each m -piece EGT individually.

4.1 Concretization

In our application, we never evaluate $f(x)$ for $x \in \mathcal{D}$. Thus, the MTBDD size may be reduced by *concretizing* f , that is, changing some of the values of f from \perp to (appropriate) values $i \in \{W, C, D, B, L\}$.

Finding a concretization f' of f with minimal size (which can be shown to be *full*, i.e., $f'(x) \neq \perp$ for all $x \in \mathbb{B}^K$) is NP-hard, so we limit ourselves to greedy (suboptimal) heuristics. We use three increasingly expensive and increasingly general heuristics originally proposed for FBDDs [13], but with notable differences: In Shiple et al. [13], a partial Boolean-valued function f is encoded using *two* FBDDs: one to encode f , and one to encode “don’t care” set \mathcal{D} (or, equivalently, the “care set” which is the complement of \mathcal{D}). The heuristics must then consider the two FBDDs simultaneously to perform the concretization. Our versions of the heuristics, instead, use a single MTBDD where the “don’t cares” are encoded as terminal node \perp . The heuristics proceed top-down in the MTBDD and attempt to remove each nonterminal node p by making it redundant as follows (let p' and p'' be the two children of p , in either order):

- *Restrict*: If $p' = \perp$, change p' to p'' . When applied to function f in Figure 1, *restrict* eliminates nodes u (replaced by W) and q (replaced by v).

method subset	disk space used (MiB)				data structure memory used (MiB)				query memory	mean query time (ns)			
	3 pc	4 pc	5 pc	all	3 pc	4 pc	5 pc	all		3 pc	4 pc	5 pc	all
Flat file mmap	1.2	480.0	112640.0	113121.2						1147.0	1365.5	1178.8	1216.3
Decision DAGs	0.0	4.5	1372.5	1377.0	0.0	11.4	3038.5	3049.9	3292.0	1221.8	1449.7	1312.1	1337.5
MTBDD	0.0	2.7	782.9	785.6	0.0	7.1	1763.5	1770.6	2299.7	1198.1	1467.2	1513.4	1492.9
TLLM	0.0	2.0	634.8	636.8	0.1	13.2	4160.9	4174.2	4460.4	1335.5	1804.2	3935.4	3404.8
Syzygy WCDBL	0.0	1.2	376.6	377.8					1399.2	7271.5	12496.3	17160.8	15854.7

Table 1. Experiment results. Memory space includes the index for TLLM. Full distributions are shown in Figures 2 and 3.

- *One-sided-match*: If p' is a (not necessarily full) concretization of p'' , change p'' to p' . When applied to function f in Figure 1, *one-sided-match* eliminates nodes g (replaced by v), q , and u .
- *Two-sided-match*: If p' and p'' admit a common (least, thus not necessarily full) concretization q , change p' and p'' to q , which may be an existing node or a new node. When applied to function f in Figure 1, *two-sided-match* produces function f' : node r concretizes both nodes p and q , produces while node v concretizes node u ; thus node h is eliminated and replaced by r , and node g is eliminated and replaced by v .

As these are heuristics, none is guaranteed to be best. However, experiments we performed using five-piece EGTs showed that *restrict* and *one-sided-match* tend to have similar node savings w.r.t. no concretization, while *two-sided-match* was almost always best, sometimes by a substantial factor. Five-piece EGTs concretized with *two-sided-match* require only 44.2% of the nodes versus using no concretization. When storing these EGTs in a forest, the node counts are only 78.4% (with no concretization) and 91.1% (with *two-sided-match*) of the total node counts for the individual EGTs. Thus, using forests does not help as much in conjunction with concretization, but the forest with *two-sided-match* still requires only 59.9% of the nodes of the forest with no concretization.

Finally, while BDD implementations may vary widely in the way they store edges (pointers vs. indices) and levels (the size of the integer types), once the total count T of (terminal or nonterminal) nodes in the forest is known, it is a simple matter to encode the entire MTBDD forest using $T \cdot (2\lceil \log_2 T \rceil + \lceil \log_2 K + 1 \rceil)$ bits, where K is the number of variables.

5 Experimentation

We measure and discuss data preparation, the size of the data of the various methods, then measure and discuss their probing efficiency.

5.1 Methodology

We downloaded the Syzygy EGTs[4], and updated the code of Fathom[6] to return an appropriate result whenever an invalid, illegal, or already mated position is probed. We probed every input bit vector for each of the three-, four-, and five-piece material balances, and recorded the result returned by Fathom. As a coarse baseline representing no compression, we memory-mapped these flat files and queried them directly (“flat file mmap” in results).

Subsequently, we used this data for decision DAG, MTBDD, and TLLM EGT construction. The total construction time for all five-piece decision DAG and MTBDD EGTs, executed in parallel, was just a few hours. However, the construction of many of the five-piece TLLM EGTs required substantially more time.

For each TLLM EGT, we iterated through $n = 1 \dots N$. Within each iteration, we performed a single distance- n merge sweep immediately followed by an IRREDUNDANT pass. These early applications of IRREDUNDANT are a key part of reducing the cube count of the working set as quickly as possible, which permits more challenging functions to be minimized.

For three-piece TLLM EGTs, we set $N = 11$ (higher N introduces no further changes). For four-piece and five-piece EGTs, we used $N = 9$ and $N = 5$, respectively.

Once all these iterations completed, we performed a single REDUCE pass, a single RANDOM-EXPAND pass, a single further IRREDUNDANT pass, and one final REDUCE pass (which, while not reducing cube count, tends to improve the compressed size on disk).

5.2 Data size

For the flat file and Syzygy EGT formats, we report the on-disk file size as-is, because they must be memory mapped. The other formats are amenable to being streamed into memory via the xz decompressor, so we instead report the on-disk file size after xz compression¹.

5.2.1 Disk space

Of the four methods, decision DAGs provide the least compact disk representation (see Table 1 and Figure 2). Even when we take into consideration the reduced size of the combined MTBDD forest, the MTBDD method uses more space than the TLLM method. However, Syzygy’s disk representation is clearly the most compact.

5.2.2 Memory usage

The decision DAG, MTBDD, and TLLM data structures all require roughly a constant factor across tables more for memory versus disk space. However, in the case of TLLM, that constant factor is relatively higher, because indices of the cube lists are required to probe the TLLM EGTs efficiently. (They are constructed rapidly at data load time.) In contrast, the decision DAG and MTBDD structures do not require additional augmentation after in-memory decompression of the on-disk data. Of these three methods, the MTBDD method is the most efficient from a memory usage perspective.

The memory usage of Syzygy substantially differs from the three other methods we explore, and is difficult for us to characterize. Syzygy EGTs are cleverly engineered to store blocks of compressed data, so that it is not actually necessary to unpack the entirety of any individual table into memory to perform any single probe. However, because Syzygy’s data encoding requires that a minimax-based capture search be performed when any captures are available, it follows

¹ The xz compression options used were `-T1 -lzma2=preset=9e, dict=1GiB,mf=bt4,mode=normal,nice=273,depth=1000`.

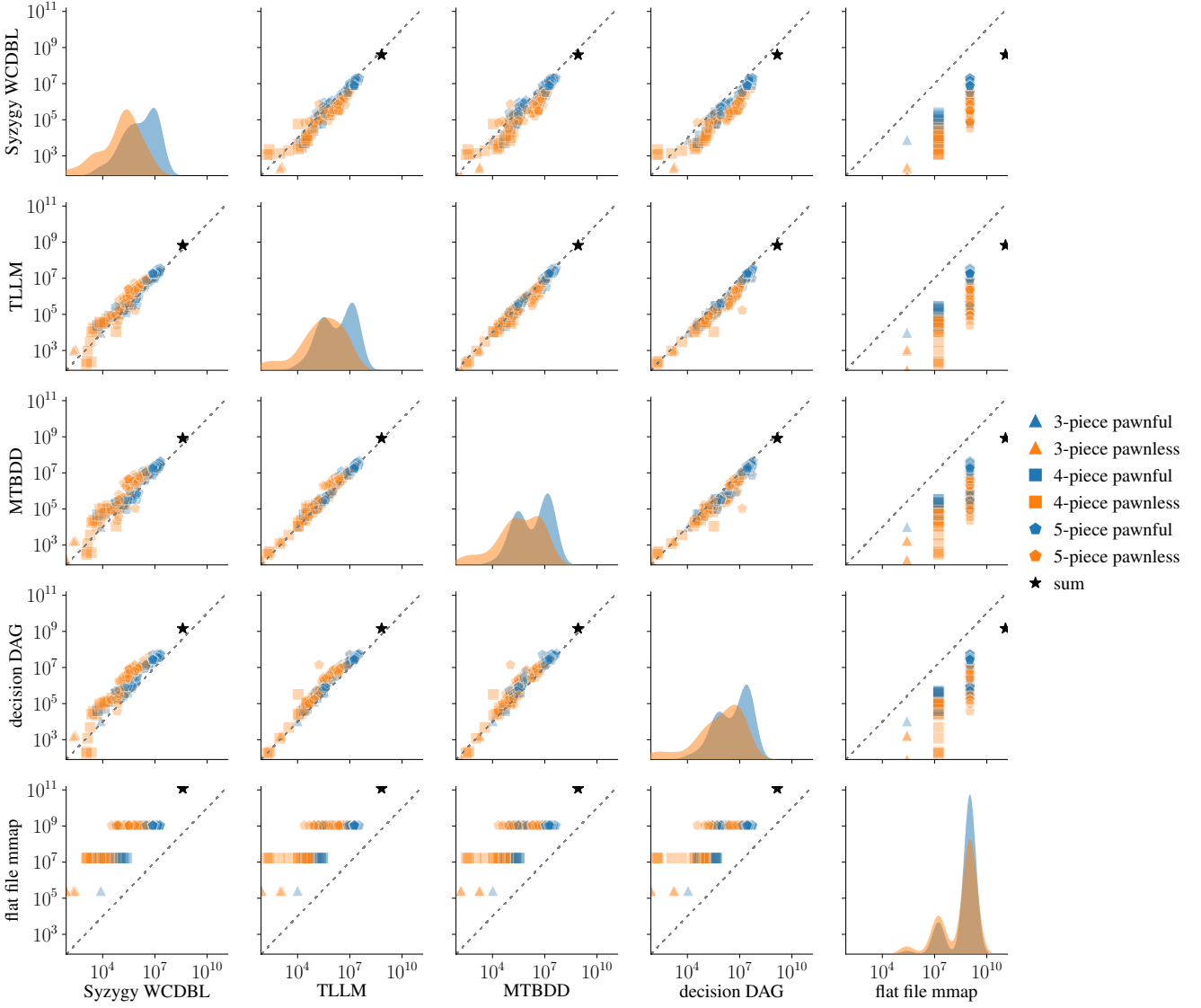


Figure 2. Pair plot of bytes required to store compressed WCDBL data on disk. Each point is one material balance. Orange points are pawnless material balances; blue points are those with at least one pawn. Triangles are three-piece EGTs; squares are four-piece EGTs; pentagons are five-piece EGTs. Off-diagonal plots are scatter plots comparing two methods. Diagonal plots are (kernel-smoothed) distributions over the space per table.

that compressed blocks from multiple such tables frequently need to be probed to resolve the game-theoretic value of a particular position under consideration.

To capture these tradeoffs, we also measured memory usage as reported by Linux via `/proc/meminfo` on an independent run of the probe timing code (to avoid altering the probe timing results; see below). These measurements are shown in the “query memory” column of Table 1.

5.3 Probe timing

For each of the 145 material balances, we sampled two million positions with replacement by drawing the location of each of the m pieces uniformly at random, then drawing the side to move. All positions that are invalid or illegal are redrawn. Fathom provides the capture search necessary to properly query the Syzygy EGTs.

For each of the three groups of m -piece positions, two probing passes are performed. The correctness of the probe results returned is verified on the first pass; probe timings are captured on the second pass. We then compute the mean probe time for each material balance within the group of m -piece positions. The probe timings reported are from a system with only a solid-state drive.

As shown in Table 1 and Figure 3, decision DAG EGTs may be probed almost as quickly as the flat files, and probing MTBDDs is only marginally slower than those methods. In comparison, the mean probing speeds of TLLM and especially Syzygy are poor.

6 Discussion

Syzygy is both the most space-efficient and the least runtime-efficient method. It could be interesting to explore either removing its mandatory capture-based search, or augmenting the other methods to also

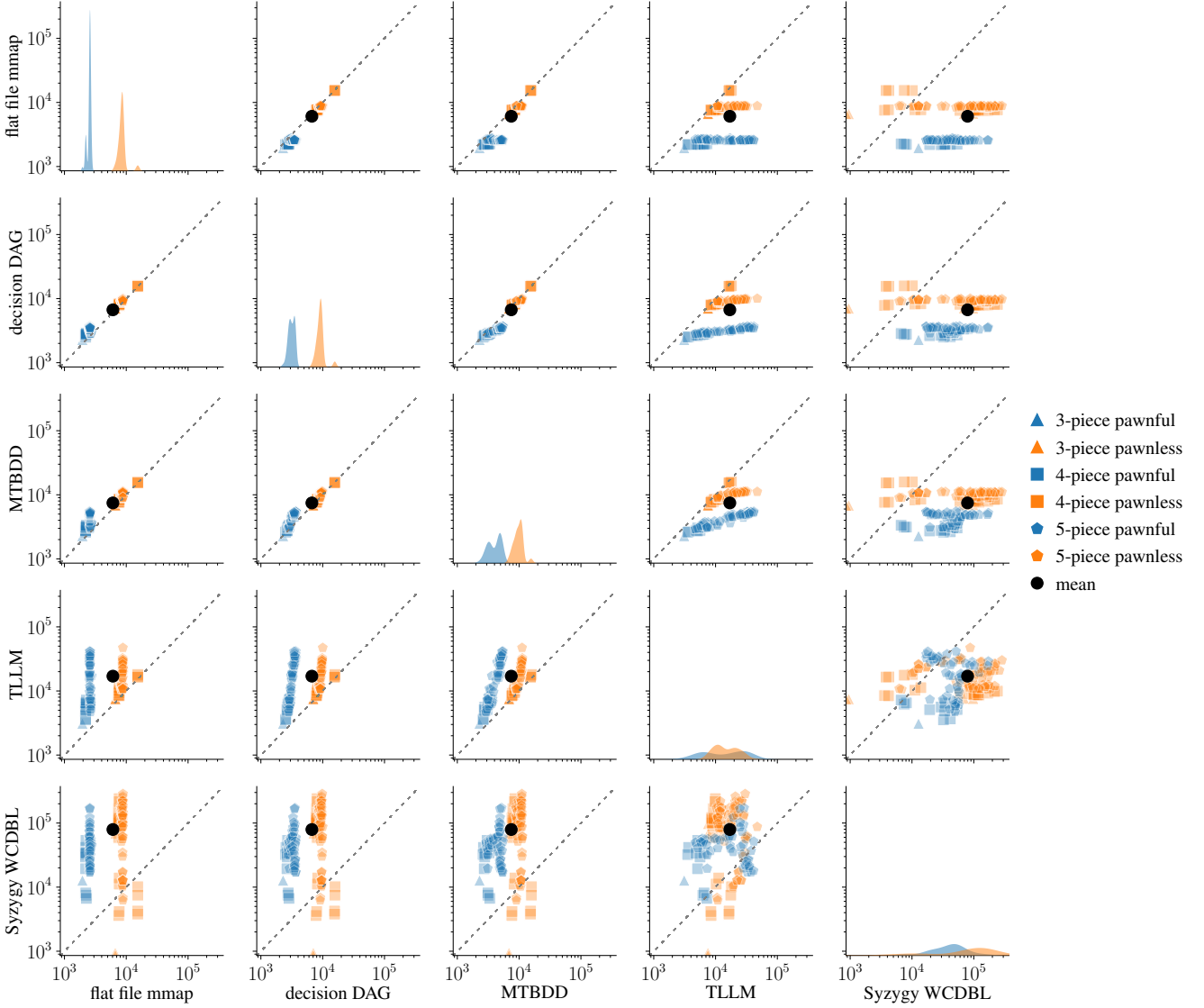


Figure 3. Pair plot of mean nanoseconds required to probe previously-loaded WCDBL data. Symbol interpretation is the same as in Figure 2.

use one, so that we could discern with precision the effects of that particular design decision.

Decision DAGs are the simplest to implement, and do provide the lowest querying latency, but are not particularly space efficient. In comparison, the use of MTBDDs increases latency only a little, but results in far superior compression.

Other BDD-based techniques may also perform similarly well to MTBDDs, and are thus worth exploration. In addition, while not considered in this paper, BDDs can also be used to efficiently perform operations on sets of positions, which could enable generating the Chess EGTs in compressed form without explicitly enumerating all canonical positions.

TLLM exhibits high potential for both future result improvement and future obsolescence, depending on whether or not further minimization breakthroughs are discovered. The challenge of handling the exponential growth in data size as ever-larger m -piece EGTs are processed currently seems the most daunting for this method.

Acknowledgments

The work of A. Miner and G. Ciardo was supported in part by the National Science Foundation (NSF) under grant CCF-2212142. Many computations were performed using the computer clusters and data storage resources of the High Performance Computing Center of the University of California, Riverside, which were funded by grants from NSF (MRI-2215705, MRI-1429826) and the National Institutes of Health (1S10OD016290-01A1).

During most of the period in which this research was conducted, D. Gomboc was also an employee of Google LLC. This research was performed with neither awareness of any applicable insider Google LLC knowledge that might exist nor the use of resources associated with that employment. Any statements and opinions expressed do not necessary reflect the position or the policy of Google LLC, Iowa State University, or the University of California, Riverside; no official endorsement should be inferred.

References

- [1] Robert King Brayton, Alberto L. Sangiovanni-Vincentelli, Curtis T. McMullen, and Gary D. Hachtel, *Logic Minimization Algorithms for VLSI Synthesis*, Kluwer Academic Publishers, Norwell, MA, USA, 1984.
- [2] Randal E. Bryant, 'Graph-Based Algorithms for Boolean Function Manipulation', *IEEE Transactions on Computers*, **35**(8), 677–691, (1986).
- [3] E. M. Clarke, M. Fujita, P. C. McGeer, K. McMillan, J. C.-Y. Yang, and X. Zhao, 'Multi-terminal binary decision diagrams: an efficient data structure for matrix representation', in *Proc. Intl. Workshop on Logic Synthesis*, (May 1993).
- [4] Ronald de Man. Syzygy data files. <https://tablebase.sesse.net>, 2020.
- [5] Ronald de Man. Syzygy source code. <https://github.com/syzygy1/tb>, 2020.
- [6] Basil Falsinelli, Jon Dart, and Ronald de Man. Fathom. <https://github.com/jdart1/Fathom>, 2015.
- [7] Dave Gomboc and Christian R. Shelton, 'Lossless compression via two-level logic minimization: a case study using Chess endgame data', in *Advances in Computer Games: Seventeenth International Conference, ACG 2021, Virtual Event, November 23-25, 2021*, eds., Cameron Browne, Akihiro Kishimoto, and Jonathan Schaeffer, volume 13262 of *Lecture Notes in Computer Science*. Springer Nature, (2021).
- [8] S. J. Hong, R. G. Cain, and D. L. Ostapko, 'MINI: a heuristic approach for logic minimization', *IBM Journal of Research and Development*, **18**(5), 443–458, (September 1974).
- [9] E. V. Nalimov, G. McC. Haworth, and E. A. Heinz, 'Space-efficient indexing of Chess endgame tables', *The Journal of the International Computer Games Association*, **23**(3), 148–162, (2000).
- [10] J. R. Quinlan, 'Induction of decision trees', *Machine Learning*, **1**, 81–106, (1986).
- [11] J. Ross Quinlan, 'Learning efficient classification procedures and their application to Chess end games', in *Machine Learning: An Artificial Intelligence Approach*, eds., Ryszard S. Michalski, Jaime G. Carbonell, and Tom M. Mitchell, 463–482, Springer-Verlag, Berlin, Heidelberg, (1983).
- [12] Jonathan Schaeffer, Neil Burch, Yngvi Björnsson, Akihiro Kishimoto, Martin Müller, Robert Lake, Paul Lu, and Steve Sutphen, 'Checkers is solved', *Science*, **317**(5844), 1518–1522, (2007).
- [13] Thomas R. Shiple, Ramin Hojati, Alberto L. Sangiovanni-Vincentelli, and Robert K. Brayton, 'Heuristic minimization of BDDs using don't cares', in *31st Design Automation Conference*, pp. 225–231, (1994).
- [14] T. Ströhlein, *Untersuchungen über Kombinatorische Spiele* ("Investigations on Combinatorial Games"), Ph.D. dissertation, Fakultät für Allgemeine Wissenschaften der Technische Hochschule München ("Faculty of General Sciences of Munich Technical University"), 1970.
- [15] Ken Thompson, 'Retrograde analysis of certain endgames', *The Journal of the International Computer Chess Association*, **9**(3), 131–139, (1986).
- [16] V. Zakharov and V. Maknhychev, 'Creating tables of Chess 7-piece endgames on the Lomonosov supercomputer', *Superkomp'yutery* ("Supercomputers"), **15**, (2013).