




**Directions:** Study the handbook before you take the test.

Each question has three answer choices. Choose one answer and mark an X in the box across from the answer. **Do not talk while taking the test, use any books or notes, or leave the test area before your test has been graded. It may result in a test failure and you may be suspended or revoked.**

**PASSING GRADE — 6 OR FEWER ERRORS FOR ORIGINAL APPLICANTS  
3 OR FEWER ERRORS FOR RENEWAL APPLICANTS**

1. You must notify DMV within 5 days if you:
  - Paint your vehicle a different color.....☐
  - Are cited for a traffic violation.....☐
  - Sell or transfer your vehicle .....☒
2. It is illegal for a person 21 years of age or older to drive with a blood alcohol concentration (BAC) that is \_\_\_\_\_ or higher.
  - 0.10% - One tenth of one percent.....☐
  - 0.08% - Eight hundredths of one percent .....☒
  - 0.05% - Five hundredths of one percent.....☐
3. You are approaching an intersection at the posted speed limit when the signal light turns yellow. You should:
  - Slow down and proceed through the intersection with caution .....☐
  - Speed up to cross the intersection before the light turns red.....☐
  - Stop before entering the intersection, if you can do so safely .....☒
4. When you see this sign you should:
  -  Be prepared to stop at the railroad crossing .....☒
  - Always stop at the upcoming railroad crossing .....☐
  - Stop and wait for a signal before crossing the railroad tracks .....☐
5. When driving on a slippery surface such as snow or ice:
  - Shift to a low gear before going down steep hills.....☒
  - Maintain traction by following other vehicles closely.....☐
  - Pump your brakes to keep them from freezing .....☐
6. You must show proof of insurance to law enforcement:
  - Only if you are involved in an accident .....☐
  - If you are involved in an accident or stopped for a citation .....☒
  - Only if you are stopped and cited .....☐
7. There are five vehicles following closely behind you on a road with one lane in your direction. When you see this sign you should:
  -  Drive to the right edge of your lane, but keep moving .....☐
  - Slow down and signal the other drivers to pass you .....☐
  - Drive to the side of the road into the designated area .....☒
8. Which of these is a safe driving practice?
  - Using your high-beam lights in the fog.....☐
  - Staring at the road ahead of your vehicle .....☐
  - Checking your rearview mirrors frequently .....☒
9. You are driving on a city street and see an emergency vehicle with flashing lights behind you. What should you do?
  - Drive to the right edge of the road and slow down.....☐
  - Drive to the right edge of the road and stop.....☒
  - Stay in your lane, slow down, and let it pass .....☐
10. You were parked and have been waiting a long time with your turn signal on to re-enter traffic. However, traffic is heavy. You should:
  - Continue waiting and yielding to traffic in the lane .....☒
  - Slowly inch your vehicle into the traffic lane .....☐
  - Drive on the shoulder until a gap in traffic appears.....☐
11. It is legal to drive with an alcoholic beverage container that has been opened if the container is:
  - Under the front seat .....☐
  - In the glove compartment .....☐
  - In the trunk .....☒
12. Which of the following is true about vehicles displaying a diamond-shaped sign (indicating a hazardous load)?
  - They are not allowed to drive on freeways .....☐
  - They must stop before crossing railroad tracks .....☒
  - They are not allowed to exceed 35 mph .....☐
13. When merging onto a freeway, you should be driving:
  - At or near the same speed as the freeway traffic .....☒
  - At the legal freeway speed limit .....☐
  - Slower than the freeway traffic.....☐
14. You enter a designated turn lane to make a left turn at an upcoming intersection. There is oncoming traffic. You should:
  - Move to the left of the center lane.....☐
  - Signal before you arrive at the intersection.....☒
  - Turn your front wheels to the left to be prepared to turn.....☐
15. You want to park downhill on a two-way road and there is no curb. Which way do you turn your front wheels?
  - So they face straight ahead .....☐
  - Right – towards the side of the road .....☒
  - Left – towards the center of the road .....☐
16. Which of the following roadways freezes first when wet?
  - Bridges.....☒
  - Intersections.....☐
  - Tunnels .....☐
17. Before you change lanes, you should check your mirrors and:
  - Never look over your right shoulder .....☐
  - Always slow down in your traffic lane .....☐
  - Look over your shoulder .....☒
18. When you see this sign, you should stop and:
  -  Check for vehicles in the direction you plan on going, then proceed.....☐
  - Let all vehicles that arrive before or after you go first .....☐
  - Check traffic in all directions before proceeding .....☒



19. If there is a single set of double solid yellow lines dividing opposite lanes of traffic, you may:
- Cross over the lines to make a left turn from or into a side street. ☒
  - Cross over the lines to pass another vehicle unless there is a "No Passing" sign posted ..... ☐
  - Cross over these lines to make a U-turn unless there is a sign prohibiting U-turns ..... ☐
20. You are driving in an area with few street lights on a clear night. If you cannot see well with your low-beam headlights, which of these actions would help?
- Adjusting your instrument lights so they are brighter ..... ☐
  - Turning on your vehicle's parking lights ..... ☐
  - Using your high beams ..... ☒
21. Check your rearview mirrors:
- Often to see how traffic is moving behind you ..... ☒
  - To see if a vehicle is in your blind spot ..... ☐
  - Only when you are slowing down ..... ☐
22. You can make a right turn at a solid red light after you check for pedestrians and other traffic:
- Only if there is a sign that permits the turn ..... ☐
  - At any time, if you slow down and signal before making the turn ..... ☐
  - If you stop first and if there is no sign to prohibit the turn ..... ☒
23. You want to turn left at an upcoming corner. Give the right-of-way to:
- Oncoming vehicles also turning left ..... ☐
  - Vehicles coming towards you ..... ☒
  - Pedestrians on the sidewalk waiting for a "WALK" signal ..... ☐
24. If you want to pass a bicyclist in a narrow traffic lane when an oncoming car is approaching:
- Honk your horn, then pass the bicyclist ..... ☐
  - Slow down and let the car pass, then pass the bicyclist ..... ☒
  - Wait until the bicyclist rides off the roadway ..... ☐
25. Your driving lane is next to a bicycle lane. You want to make a right turn at the upcoming intersection. You:
- May not enter the bicycle lane to make your turn ..... ☐
  - Should only merge into the bicycle lane if you stop before turning ..... ☐
  - Must merge into the bicycle lane before making your turn ..... ☒
26. Which of the following blocks the smooth flow of traffic?
- Slowing down to look at an accident scene ..... ☒
  - Avoiding unnecessary lane changes ..... ☐
  - Using public transportation instead of your car ..... ☐
27. Which of the following is a proper use of vehicle lights?
- Using low beams during the day on narrow country roads ..... ☒
  - Using high beams because your low beams are not working ..... ☐
  - Use parking lights while driving through a tunnel ..... ☐
28. There is a vehicle stopped on the right shoulder of the road ahead with its hazard lights on. You should:
- Change lanes to the left and speed up ..... ☐
  - Slow down and pass very carefully ..... ☒
  - Stop your vehicle until you can see what has happened ..... ☐
29. Which child requires a child passenger restraint system?
- A six-year old weighing 60 pounds ..... ☐
  - A five-year old weighing 55 pounds ..... ☒
  - A five-year old weighing 65 pounds ..... ☐
30. You hit a parked car and can't find the owner. What must you do?
- Call your insurance company when you get home ..... ☐
  - Wait for the owner to return ..... ☐
  - Leave a note with your name and address on the parked car ..... ☒
31. You see a pedestrian with a white cane at the corner ready to cross the street. The person takes a step back and pulls in his cane. You should:
- Stop and then proceed through the intersection because the person is not ready to cross ..... ☒
  - Stop your car a minimum of six feet from the crosswalk and wait for the person to cross the street ..... ☐
  - Honk your horn to let the person know when to cross the street ..... ☐
32. The driver ahead of you stops at a crosswalk. What should you do?
- Cautiously pass the vehicle at 10 mph or less ..... ☐
  - Stop, then proceed when all pedestrians have crossed ..... ☒
  - Change lanes, look carefully, and pass the stopped vehicle ..... ☐
33. The speed limit at an uncontrolled railroad crossing is:
- 25 mph ..... ☐
  - 15 mph ..... ☒
  - 20 mph ..... ☐
34. When parking your vehicle on any hill:
- One of your rear wheels should touch the curb ..... ☐
  - Use your parking brake and leave the vehicle in gear or "park" ..... ☒
  - Your front wheels should be parallel to the road if there is no curb ..... ☐
35. Allow extra space in front of your vehicle when following a:
- Station wagon ..... ☒
  - Passenger car ..... ☐
  - Motorcycle ..... ☒
36. If you drive 55 mph in a 55 mph zone, you can be given a speeding ticket:
- Under no circumstances because it is always legal ..... ☐
  - If road or weather conditions require a slower speed ..... ☒
  - Only if you are approaching a sharp curve in the road ..... ☐

I certify under penalty of perjury that I am the driver of the vehicle described above.

