

CALIFORNIA DRIVER'S EXAMINATION


(From the 2007 California Driver Handbook)

Directions: Study the handbook before you take the test.


Each question has three answer choices. Choose one answer and mark an X in the box across from the answer. **Do not talk while taking the test, use any books or notes, or leave the test area before your test has been graded. It may result in a test failure and you may be suspended or revoked.**

PASSING GRADE — 6 OR FEWER ERRORS FOR ORIGINAL APPLICANTS
3 OR FEWER ERRORS FOR RENEWAL APPLICANTS

1. It is illegal for a person 21 years of age or older to drive with a blood alcohol concentration (BAC) that is _____ or higher.
 - 0.08%—Eight hundredths of one percent ☒
 - 0.10%—One tenth of one percent ☐
 - 0.05%—Five hundredths of one percent ☐
2. You must notify DMV within 5 days if you:
 - Sell or transfer your vehicle ☒
 - Are cited for a traffic violation ☐
 - Paint your vehicle a different color ☐
3. Three of the most important times to check traffic behind you are before:
 - Backing, making a sharp turn, or crossing an intersection ☒
 - Backing, changing lanes, or slowing down quickly ☒
 - Changing lanes, crossing intersections, or slowing down quickly ☐
4. This sign means:




 - Drive to the right ☒
 - Right turn yield ☐
 - Slower traffic should move to the right ☐
5. On a freeway, you should look farther ahead than you would on a city street:
 - In order to see potential hazards early ☒
 - Because it takes 1/4 mile to stop your vehicle completely ☐
 - Because it helps you keep up with traffic ☐
6. You are approaching a green traffic light, but traffic is blocking the intersection. What is the best thing to do?
 - Partially enter the intersection to establish your right-of-way ☐
 - Don't enter the intersection until you can get completely across ☒
 - Continue into the intersection and wait for traffic to clear ☐
7. You are driving on a freeway posted for 65 mph. Traffic is heavy and moving at 35 mph. The best speed for your vehicle is most likely:
 - 25 mph ☐
 - 35 mph ☒
 - 30 mph ☐
8. Slowing down just to look at accidents, road construction, or broken down vehicles on the side of the road:
 - Causes traffic congestion ☒
 - Prevents rear-end accidents ☐
 - Improves traffic flow by preventing accidents ☐
9. After passing a car, it is safe to return to your driving lane when:
 - The driver you just passed signals you to return to your lane ☐
 - You signal for three seconds your intention to return to your lane ☐
 - You see the headlights of the passed car in your rearview mirror ☒
10. When should you yield your legal right-of-way?
 - Often, even at controlled intersections ☒
 - When it helps prevent accidents ☒
 - Never, it confuses other drivers ☐
11. A red arrow pointing to the right on a traffic light means you may:
 - Turn in that direction after slowing and checking traffic ☐
 - Not turn in that direction until the light turns green ☒
 - Turn in that direction after you come to a complete stop ☐
12. You must look for bicycle riders in the same lanes used by motor vehicles because they:
 - Must ride facing oncoming traffic ☐
 - Illegally share lanes with motor vehicles ☐
 - Are entitled to share the road with you ☒
13. A pedestrian who is blind or visually impaired uses traffic sounds before deciding to cross the street. If you see a pedestrian with a guide dog or white cane waiting to cross at a corner, you should:
 - Stop at the crosswalk and honk your horn ☐
 - Drive into the crosswalk so the person can hear your engine ☐
 - Pull up to the crosswalk so the person can hear your engine ☒
14. Yellow lines separate:
 - Traffic lanes on one-way streets ☐
 - Traffic moving in opposite directions on a two-way road ☒
 - All carpool lanes from regular traffic lanes ☐
15. It is illegal to leave children age six or younger unattended in a car on a hot day:
 - Even if they are secured in a child passenger restraint system ☒
 - If they are supervised by a person twelve years of age or older ☐
 - Only if the key is in the ignition ☒
16. This sign means don't pass:



 - Until after you pass the sign ☐
 - Unless it seems safe to do so ☐
 - Other vehicles for any reason ☒
17. A car suddenly "cuts" in front of you creating a hazard. Which of these actions should you take first?
 - Honk and step on the brake firmly ☐
 - Take your foot off the gas ☒
 - Swerve into the lane next to you ☐
18. On freezing, wet days, which of the following roadways is most likely to hide spots of ice?:
 - Roadways near the tops of hills ☒
 - Roadways on bridges and overpasses ☒
 - Roadways paved with asphalt ☐

PLEASE TURN THIS SHEET OVER AND CONTINUE THE EXAMINATION

19. You exit a freeway on a ramp that curves downhill. You should:
- Slow to a safe speed before the curve..... ☒
 - Slow to the posted speed limit for the freeway ☐
 - Wait until you have entered the curve to begin braking ☐
20. A pedestrian starts to cross the street after the "Don't Walk" signal begins to flash. The pedestrian is in the middle of the street when your signal light changes to green. You should:
- Proceed if you have the right-of-way ☐
 - Proceed if the pedestrian is not in your lane ☐
 - Wait until the pedestrian crosses the street before proceeding ☒
21. You may make a left turn on a red light from a:
- One-way street onto a two-way street ☒
 - One-way street onto a one-way street ☒
 - Two-way street onto a one-way street ☐
22. An orange and red sign of this shape always means:
-  The vehicle has the right-of-way ☐
- Slow-moving vehicle ☒
 - Shoulder work ahead ☐
23. When a school bus with its red lights flashing is stopped ahead on your side of the road, you must:
- Stop until all the children have left the bus ☐
 - Stop until the lights stop flashing ☒
 - Change lanes, drive slowly, and pass cautiously ☐
24. A curb painted blue means parking is:
- Allowed for no longer than 15 minutes ☐
 - For picking up or dropping off passengers ☒
 - For disabled persons with a special placard or plate ☒
25. To help avoid skidding on slippery surfaces you should:
- Shift to a lower gear after starting down a steep hill ☐
 - Speed up to enter curves and slow down to exit them ☐
 - Slow down before entering curves and intersections ☒
26. You are driving and there are oncoming cars on your left and a row of parked cars on your right. You should steer:
- Closer to the oncoming cars than the parked cars ☐
 - Closer to the parked cars than the oncoming cars ☐
 - A middle course between the oncoming and parked cars ☒
27. You must notify law enforcement and make a written report (SR 1) to DMV when:
- You intend to file a certificate of nonoperation for your vehicle ☐
 - Your vehicle is towed for parking illegally ☐
 - You have an accident and there is an injury or death ☒
28. Drivers of large trucks often travel with a lot of space in front of their vehicle. This extra space is needed for:
- Other drivers to use when merging onto an offramp ☐
 - The truck driver to use for stopping the vehicle ☒
 - Other drivers to use when they want to slow down ☐
29. A safety zone is a specially marked area for passengers to get on or off buses or trolleys. You may not drive through a safety zone:
- Only when a bus or trolley is present ☐
 - Only when a bus or trolley is unloading passengers ☐
 - At any time or for any reason ☒
30. Which of these statements is true about drinking alcohol and driving?
- If you can walk a straight line after drinking, it is safe to drive ☐
 - If you are under the legal blood alcohol concentration limit, your driving isn't impaired ☐
 - Alcohol affects judgment and self control, which are needed for driving safely ☒
31. Which of the following is true about driving speed?
- California has no minimum speed law ☐
 - The faster the speed, the less control you have of your vehicle ... ☒
 - It is legal to exceed the posted speed limit to pass other vehicles ☐
32. You should signal continuously while turning because it:
- Is illegal to turn off your signal before completing a turn ☐
 - Lets other drivers know what your intentions are ☒
 - Is always unsafe to turn off a signal before completing a turn ☐
33. You must yield the right-of-way to an emergency vehicle by:
- Driving as near to the right edge of the road as possible and stopping ☒
 - Moving into the right lane and driving slowly until it has passed... ☐
 - Stopping immediately, even if you are in an intersection ☐
34. You can drive off the road to pass another vehicle:
- If the vehicle ahead is turning left ☐
 - If there are two or more lanes traveling in your direction ☒
 - Under no circumstances ☒
35. When parking on a hill on a two-way street with no curb, you should:
- Turn your front wheels to the left, away from the side of the road ☐
 - Park at a slight angle—rear wheels closer to the road's edge ☐
 - Turn your front wheels to the right, toward the side of the road.... ☒
36. Flash your brake lights or turn on your emergency flashers if you:
- Need to warn other drivers of an accident ahead ☒
 - Are temporarily parked in a traffic lane to make a delivery ☐
 - Are backing out of a parking space ☐