



Editors: Cathy Chua & Robert Zajac Bulletin #11

Thank You from the Editors

Our grateful thanks to the staff and players who have made our job so much easier. Bridge bulletin reporting depends upon the good will of the players to let us write what we think is interesting. Your tolerance does not go unnoticed by us.

Thank You from the Tournament Director

I would like to express my gratitude to the Korean Contract Bridge League and Dr. Hahn for inviting me to be the Chief Tournament Director of this championship. Over the past week, I have had the opportunity to work with a superb Korean team who put in relentless efforts in fulfilling their tasks, contributing to the success of this event. I must admit that this is the best team I ever worked with in my years of directing. Special thanks to Ms Irene Hwang, the infamous Caddie Master on BBO, whose leadership and professionalism is most admirable. Finally I must thank all the participants for the co-operation they have given me during this championship. I will be flying back to Hong Kong tomorrow. I would like to say goodbye and good luck to you all. I hope to see you all in future bridge events.

Anthony Ching

Dear Friends, See You In Shanghai Next Year

43rd PABF Championships - Open Series 2nd Round Robin (FINAL)

1	China (Champ)	431	1.8080
2	Chinese Taipei	382	1.3524
3	Australia	365	1.2009
4	Japan	350.5	1.1481
5	China H K	350	1.1148
6	Indonesia	346	1.0984
7	New Zealand	338	1.0367
8	Singapore	321	0.9916
9	Thailand	295.5	0.8751
10	China Macau	262	0.6960
11	Philippines	254	0.6789
12	Korea	234	0.6255

Open Series		IRR	Against												Adj	Total	Rank
Team			c/o	1	2	3	4	5	6	7	8	9	10	11			
1	China	220		20	16	17	18	24	10	14	22	22	23	25		431	1
2	Indonesia	190	10		9	15	9	16	15	22	15	10	20	15		346	6
3	Chinese Taipei	182	14	21		9	25	15	16	13	22	17	25	23		382	2
4	Australia	176	13	15	21		10	19	25	9	21	17	14	25		365	3
5	China Hong Kong	173	12	21	1	20		20	15	12	21	22	14	19		350	5
6	Singapore	172	6	14	15	11	10		14	5	21	14	18	21		321	8
7	Japan	168.5	20	15	14	5	15	16		25	25	23	12	12		350.5	4
8	New Zealand	159	16	8	17	21	18	25	5		19	17	11	22		338	7
9	Philippines	140	8	15	8	9	9	9	0	11		13	15	17		254	11
10	China Macau	137	8	20	13	13	8	16	7	13	17		0	10		262	10
11	Thailand	132.5	7	10	5	16	16	12	18	19	15	25		20		295.5	9
12	Korea	115	4	15	7	4	11	9	18	8	13	20	10			234	12

Wrap-up: the fabulous Chinese team has outclassed the field. Heartbreak for Singapore, who just faded at the end: at the start of the last day they were qualifying for the playoff.

43rd PABF Championships – Senior Series 2nd Round Robin (FINAL)

Ranking (1/7/05)		
	VP	IMP Quotient
1 Japan – Yamada (champ)	507	1.8778
2 Australia	483	1.6272
3 China	467	1.5806
4 Chinese Taipei	460.5	1.4691
5 China Hong Kong	445	1.2930
6 Indonesia	429	1.2653
7 New Zealand	406	1.1760
8 Queens & Knight	399	1.0968
9 Japan - Yokohama	349	0.8482
10 Thailand	316	0.7069
11 Japan - PS Jack	309	0.6620
12 Japan - Wakasa	301	0.6632
13 Korea - Ivy League	273	0.5626
14 Korea - Joy Club	259.5	0.5485

Senior Series		IRR	Against														Adj	Total	Rank
Team			%	1	2	3	4	5	6	7	8	9	10	11	12	13			
1	Australia	267		8	13	15	14	19	17	16	12	25	20	12	20	25		483	2
2	Chinese Taipei	241.5	22		16	7	15	4	18	13	17	21	24	25	23	14		460.5	4
3	China	241	17	14		9	14	15	23	6	10	25	22	25	23	23		467	3
4	Japan - Yamada	230	15	23	21		20	16	25	19	23	24	16	25	25	25		507	1
5	Indonesia	218	16	15	16	10		20	17	24	13	12	11	15	25	17		429	6
6	China Hong Kong	205	11	25	15	14	10		25	19	12	23	25	25	11	25		445	5
7	Japan - Yokohama	183	13	12	7	4	13	5		12	10	16	19	22	8	25		349	9
8	Japan - Qs & K	179	14	17	24	11	6	11	18		21	17	25	25	15	16		399	8
9	New Zealand	177	18	13	20	7	17	18	20	9		25	25	18	14	25		406	7
10	Japan - Wakasa	172	5	9	0	6	18	7	14	13	0		11	16	20	10		301	12
11	Japan - PS Jack	170	10	6	8	14	19	5	11	3	4	19		10	14	16		309	11
12	Korea - Ivy League	153	18	5	2	4	15	5	8	1	12	14	20		6	10		273	13
13	Thailand	150	10	7	7	5	0	19	22	15	16	10	16	24		15		316	10
14	Korea - Joy Club	124.5	3	16	7	4	13	5	3	14	1	20	14	20	15			259.5	14

Wrap-up: The Australians will be disappointed: after leading for most of the event, Japan – Yamada stormed home to take first place.

43rd PABF Championships Ladies Series 2nd Round Robin

Ranking (30/6/05) revised		
		VP IMP Quotient
1	China (CHAMPION)	398 2.8276
2	Japan	328 1.4605
3	Indonesia	321.5 1.4264
4	Australia	292 1.3030
5	New Zealand	277 1.0627
6	China Hong Kong	269 1.0605
7	Singapore	260 0.9807
8	Thailand	216.5 0.7440
9	Korea	184.5 0.5457
10	Chinese Taipei	99 0.2938

Women's Series		IRR	Against										Adj	Total	Rank
Team			c/o	1	2	3	4	5	6	7	8	9			
1	China	197		17	24	22	19	25	19	25	25	25		398	1
2	Japan	176	13		9	20	13	21	18	16	17	25		328	2
3	Indonesia	159.5	6	21		22	20	15	19	16	18	25		321.5	3
4	Australia	153	8	10	8		16	21	13	25	25	13		292	4
5	New Zealand	129	11	17	10	14		14	19	19	19	25		277	5
6	Singapore	129	3	9	15	9	16		14	15	25	25		260	7
7	China Hong Kong	123	11	12	11	17	11	16		25	18	25		269	6
8	Thailand	107.5	3	14	14	1	11	15	2		25	24		216.5	8
9	Korea	106.5	5	13	12	2	11	4	12	0		19		184.5	9
10	Chinese Taipei	46	4	4	5	17	4	0	2	6	11			99	10

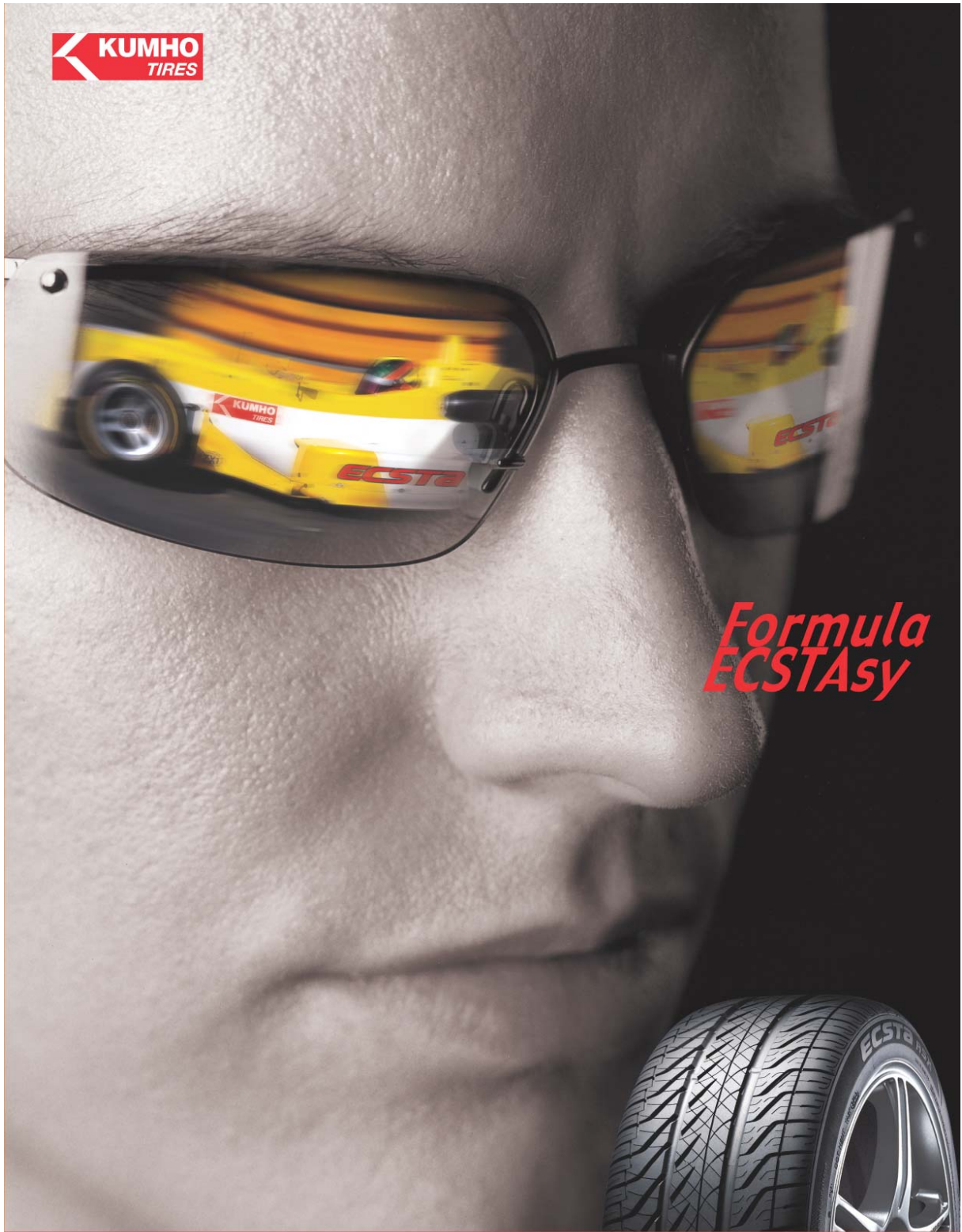
Wrap-up: What superlatives can one use for this Chinese Ladies team? In 1990 I was on the Australian team that won the Far East ahead of China and predicted that would be the last time any team ever finished ahead of them. Almost true: Australia won again in 1995, but China has been truly dominant.

43rd PABF Championships - Youth Series 2nd Round Robin

Ranking (30/6/05) revised		
	VP	IMP Quotient
1 Japan (CHAMPION)	288.5	1.5856
2 Australia	271	1.2337
3 China Hong Kong	261	1.1431
4 Chinese Taipei	259.5	1.1949
5 Singapore	252	1.1059
6 Indonesia	250	1.0558
7 Thailand	221	0.8833
8 Philippines	218.5	0.8992
9 Korea	122	0.4708

Youth Series		IRR	Against									Bye	Adj	Total	Rank
Team			c/o	1	2	3	4	5	6	7	8				
1	Japan	146		6	21	19	25	22	9	20	21		-0.5	288.5	1
2	Australia	139	24		15	14	24	8	8	22	17			271	2
3	Singapore	137	9	15		7	15	25	17	5	22			252	5
4	Chinese Taipei	123.5	11	16	23		20	12	11	21	22			259.5	4
5	Philippines	123.5	3	6	15	10		14	19	3	25			218.5	8
6	Thailand	120	8	22	3	18	16		3	8	23			221	7
7	China Hong Kong	120	21	22	13	19	11	25		10	20			261	3
8	Indonesia	111	10	8	25	9	25	22	20		20			250	6
9	Korea	55.5	9	13	8	8	2	7	10	10			-0.5	122	9

Wrap-up: What can one say about the Youth? They remind us that bridge is fun.
A first for Japan in this category, richly deserved.



*Formula
ECSTASY*

Proven on the demanding Formula 3 race tracks, our Formula Technology brings you ECSTA Ultra High Performance Tires for auto enthusiasts who take driving as seriously as we do. With maximum traction and handling, the racing-inspired ECSTA tires will reveal the exciting truth of Ultra Performance. Be surprised. Be very surprised.

KU21 ASX

ECSTA
FORMULA TECHNOLOGY

Major Sponsor of the 43rd PABF

Liberte Cup Pair Game Results

Rank	Player 1	Player 2	Rd 1	Rd 2	Rd 3	Rd 4	Total
1	Chuan Cheng Ju	Wang Xiao Feng	104.50	103.00	120.50	69.43	397.43
2	Nakatani Tadayoshi	Teramoto Tadashi	88.10	95.00	100.50	83.57	367.17
3	Komara Angelina	Robert Zajac	85.58	92.50	80.50	93.43	352.01
4	David Chu	Chitngamkusol Terasak	88.03	77.50	114.50	57	337.03
5	Chung Il-sub	Park Jung-yoon	77.74	88.50	78.00	58.29	302.53
6	Kim Young-hae	Yune Young-sook	77.76	78.50	78.00	51.86	286.12
7	Cho Eun-joo	Park Sun-hee	67.76	74.50	91.00	52.29	285.55
8	Yoo Soon-joon	Lee Dong-min	70.00	70.00	69.00	75.43	284.43
9	Kwon Young-soon	Kim Sun-young	84.54	56.50	70.00	68.14	279.18
10	Yang Haeng-shik	Oh Ok-ja	69.66	82.00	69.00	56.57	277.23
11	Yang Eun-hee	Chae Young-won	79.66	57.50	74.00	63	274.16
12	Kim Yeon-joo	Lim Mi-sung	75.51	77.50	64.50	55.29	272.80
13	Kang Yoon-jung	Lee Myoung-hee	60.67	56.00	95.50	47.57	259.74
14	Choi Yoon-jung	Km Linda	62.49	83.00	67.00	46.71	259.20
15	Kumiko Sasahira	Hiroki Yokoi			91.00	78.43	169.43
16	Hiroko Saito	Suniko Nagumo			81.00	51	132.00

クローズドルーム
ボード 19
D

Yeh Chen

Nakamura

Shimizu

Shen Chih

3♦ Shen Chih NS 1 EW 1

geller: # 1 8 に日本に超幸運！ Wは 6♦
imodefense: Dのグッドブレイクが必要なので良いスラムではないです。
lzumi: 6Dで、1ダウン
geller: を落とした！！ OLは♥。♠Kを取って、♦Aに入って、SIAを取らずに♠をラブ！！


BBO in Japanese
(photo courtesy David Thompson, Australia)

2005 PABF OPEN PAIRS FINAL

Rank	Pairs		Score
1	Ishmael Del'Monte	Tadashi Teramoto	42400
2	Bruce Neill	Ron Klinger	40800
3	Wang Ping	Lin Yi Qian	40200
4	Dai Jian Ming	Yang Li Xin	39450
5	Zhang Ya Lan	Gu Ling	39400
6	Kyoko Sengoku	Masayuki Ino	39000
7	Paul Lavings	Robert Krochmalik	37400
8	Heng A.K.	Liao K.T.	37200
9	Valene Gardiner	Stephen Lester	37150
10	Gabby Feiler	Simon Hinge	36900
11	Sun Ming	Wang Jian	36350
12	Kimiko Nishimura	Toshiko Kanno	36150
13-14	Nancy Newmann	Mary Ellen Newton	35450
13-14	Chun Jae Min	Whang In Goo	35450
15	Atsushi Kimura	Tadayoshi Nakatani	34450
16	Jehran Chua	Nonot Carreon	34250
17	Richard Solomon	Tony Thomson	34100
18	Michael Whibly	David McLeish	33850
19	Toru Amano	Kyoko Kadono	33450
20	Mayumi Katagiri	Fumi Tanaka	33000
21	George Gasper	Bob Richman	32750
22	Yuichi Ikemoto	Griff Ware	32550
23	John Roberts	Matt Porter	32250
24	Kyoko Toyofuku	Makoto Hirata	31650
25	Hiroko Janssen	Mieko Nakanishi	31000
26	Hiromu Nishida	Yoshie Nishida	30200
27	Hyun Im	Haewoon Kim	28150
28	Hyung Suk Kwon	Yung Il Kwon	27850

2005 PABF OPEN PAIRS CONSOLATION

Rank	Pairs	No.	Score
1	Nurhamidin R.Lempoy	A 18	572.57
2	Yuko Yamada Koji Yamada	A 17	553.14
3	Vallapa S. Apisai M.	B 15	538.20
4	Asdan G. Pavinee S.	A 6	531.37
5	Sunisa Chodchoy Terasak Jitngamkusol	B 18	528.43
6	Fumiko Nanjo Masakatsu Sugino	A 13	526.57
7	Yuko Yoneyama Kazuko Harumi	B 4	526.02
8	Yang Sung Ae Chun Tae Hyum	A 7	515.33
9	Hiroya Abe Sun Kyung Hae	A 14	508.07
10	Ashley Bach Kumiko Sasahira	B 9	486.03
11	Eileen Horsman Carol Richardson	B 12	485.67
12	Yoko Fukuyama Takashi Sumita	A 2	483.80
13	In Sung Bae Tadashi Yoshida	B 5	482.63
14	Alejandro Quiogue	B 10	479.40
15	Osami Kimura Setsuko Kimura	B 7	472.49
16	A.Komara S.Munawar	B 16	467.07
17	Michael Wan Lik Cheung	A 3	466.77
18	Agus H Lutfi Asep Samsudih	B 13	463.09
19	Ilsu Chung Jung Yoon Park	A 15	462.14
20	Sitala Chirawat	B 14	456.98
21	Suh Ean Ae Noh Hea Jung	A 11	444.44
22	Fumiyo Matsukawa Hiroko Tanaka	B 1	440.43
23	Eli Cabanilla Andrew Falcon	B 11	440.01
24	Park Hyun Sook Kim Sun Young	B 2	436.03
25	Hiroko Kobayashi Chizuko Tsukamoto	A 9	431.86
26	Toshiko Hiramori Toyoko Nakakawaji	B 6	428.27
27	Chui Eun Hee Jung Kwan Young	A 8	425.83
28	Soon Joon Yoo Dong Min Lee	B 8	414.87
29	Patnarin Rachen	A 5	412.13
30	Park Myung Kee Kim Sook Young	A 16	393.47
31	Bong Hye Kim Jae Sook Lee	A 1	391.29
32	Park Sun Hee Jung Yeon Soo	B 17	385.60
33	Yeon Joo Kim Yoon Jung Choi	A 4	378.57
34	Tina Cho Tae Ho	B 3	368.83
35	Yang Hang Sik Oh Ok Ja	A 12	367.17
36	Chang Yun Sook Kim Yoon Kyung	A 10	363.23





DATUM Ranking (Open) 140 boards or more

		Rank	Score	Bds	Total
CHINA	Shi-Zhuang	5	0.47000	300	141
	Fu-Zhao	2	0.69643	280	195
	Dai-Yang	1	0.87857	280	246
INDONESIA	Tobing-Asbi	7	0.39333	300	118
	Panelewen-Karwur	15	0.04375	320	14
	Hendrawan-Polii	17	0.01154	260	3
CHINESE TAIPEI	Shih-Huang	8	0.36667	420	154
	Yang-Chiu	11	0.15714	280	44
AUSTRALIA	Hinge-Nagy	20	-0.02667	300	-8
	Gasper-Richman	4	0.50000	280	140
	Klinger-Neill	10	0.17333	300	52
CHINA HONG KONG	Lai-Lo	6	0.42333	300	127
	Cyngiser-Sze	14	0.05000	340	17
	Ng-Chui	23	-0.17917	240	-43
SINGAPORE	Heng-Liao	19	-0.01389	360	-5
	Wong-Robinson	12	0.09688	320	31
	Chua-Tan	18	0.01000	200	2
JAPAN	Furuta-Chen	3	0.53250	400	213
	Miyakuni-Kono	24	-0.24167	120	-29
	Nakamura-Shimizu	25	-0.25833	240	-62
NEW ZEALAND	Bach-Whibley	13	0.07000	400	28
	Lester-Gardiner	9	0.30714	140	43
	Burgess-Mcleish	26	-0.28000	300	-84
PHILIPPINES	Chua-Carreon	27	-0.33667	300	-101
	Anastacio-La Guardia	28	-0.40833	240	-98
	Quiguo-Alejandro	33	-0.74583	240	-179
CHINA MACAU	Ding-Hi	21	-0.03250	400	-13
	Cheng-Lai	32	-0.71389	360	-257
THAILAND	Pornthep-Kirawat	22	-0.03667	300	-11
	Asdang-Kridsadayut	16	0.01875	320	6
	Teerasak-Vithaya	31	-0.66667	240	-160
KOREA	Choi-Lee	30	-0.60714	280	-170
	Chun-Hwang	29	-0.58684	380	-223
	In-Yun	34	-0.78889	180	-142



DATUM Ranking (Ladies) 120 boards or more

		Rank	Score	Bds	Total
CHINA	Sun-J.Wang	3	1.03750	240	249
	Zhang-Gu	1	1.44167	240	346
	Liu-P.Wang	2	1.40417	240	337
JAPAN	Setoguchi-Ota	9	0.31667	240	76
	Shimamura-Fukuda	4	0.56923	260	148
	Sekizawa-Amano	8	0.49091	220	108
INDONESIA	Bojoh-Tueje	6	0.52941	340	180
	Damayanti-Riantini	10	0.21250	240	51
	Korengkeng-Smampouw	11	0.19286	140	27
AUSTRALIA	Feitelsen-Havas	7	0.52143	280	146
	Clark-Hay	22	-0.10000	200	-20
	Neumann-Stern	5	0.54583	240	131
NEW ZEALAND	Don-Yule	15	0.09231	260	24
	Cartner-Palmer	16	0.05455	220	12
	Richardson-Horsman	13	0.10833	240	26
SINGAPORE	Lam-Endo	14	0.10000	300	30
	Choo-Chai	21	-0.06500	200	-13
	Seet-Foo	17	0.05000	200	10
CHINA HONG KONG	Tse-Wong	19	-0.01538	260	-4
	P.Chan-Koo	12	0.15833	240	38
	Yeung-Chan	20	-0.02273	220	-5
THAILAND	Chuanpit-Chamaniporn	18	0.03636	220	8
	Auraya-Uraivan	24	-0.51667	240	-124
	Pimpraphai-Tassamon	23	-0.24167	120	-29
KOREA	Yoo-Han	27	-1.10455	220	-243
	Sung-Kwon	25	-0.68462	260	-178
	Park-Kim	26	-0.82083	240	-197
CHINESE TAIPEI	Lin-Chen	30	-1.62917	240	-391
	Lee-LM.Chang	29	-1.41667	240	-340
	Lu-WC.Chang	28	-1.23750	240	-297

DATUM Ranking (Youth) 100 boards or more

		Rank	Score	Bds	Total
JAPAN	Ikemoto-Tanaka	3	0.76538	260	199
	Shiga-Yokoi	18	-0.06364	220	-14
	Niekawa-Ote	1	0.86875	160	139
AUSTRALIA	Feioler-Porter	10	0.21250	320	68
	Ware-Geromoboux	6	0.51563	320	165
SINGAPORE	Lim-F.Tan	23	-1.10000	160	-176
	Loo-Poon	2	0.77500	320	248
	Tan-Mah	16	-0.02500	120	-3
CHINESE TAIPEI	Kang-Wu	7	0.40909	220	90
	Wang-Tseng	14	0.05000	240	12
	Hung-Kuo	17	-0.06111	180	-11
PHILIPPINES	Gabanila-Maliwat	12	0.15625	320	50
	Falcon-Castro	20	-0.45625	320	-146
THAILAND	Sitala-Pavinee	21	-0.60000	260	-156
	Patnarin-Rachen	5	0.57222	180	103
	Patnarin-Sunisa	15	0.03571	140	5
CHINA HONG KONG	Ng-Leung	8	0.40455	220	89
	Yiu-Lung	11	0.16000	200	32
	Ip-Chiu	13	0.05455	220	12
INDONESIA	Hidayatullah-Hutahaean	19	-0.36923	260	-96
	Wahyu-Dewi	9	0.40357	280	113
	Sumarauw-Mambu	4	0.75000	100	75
KOREA	Song-Yoo	24	-1.15625	320	-370
	Ahn-Lee	22	-0.80000	320	-256

DATUM Ranking (Senior) 128 boards or more

		Rank	Score	Bds	Total
AUSTRALIA	Walsh-McDonald	3	0.94853	272	258
	Griffin-Hughes	13	0.26736	288	77
	Krochmalik-Lavings	9	0.51838	272	141
CHINESE TAIPEI	Tsai-SC.Lin	7	0.58894	416	245
	Chang-E.Lin	15	0.25481	416	106
CHINA	WL.GU-Kam	31	-0.13487	304	-41
	Wang-Lu	2	1.08073	384	415
JAPAN - Yamada	Yamada-Ohno	5	0.63542	192	122
	Ino-Hirata	19	0.13393	224	30
	Ino-Abe	4	0.88125	160	141
	Yamada-Abe	1	1.39375	160	223
INDONESIA	Wolfe-Kansenda	17	0.21382	304	65
	Wenas-Sinaga	14	0.26667	240	64
	Munawar-Waluyan	10	0.51389	288	148
CHINA HONG KONG	Lam-Chan	21	0.11029	272	30
	Graca-Fu	6	0.61806	288	178
	Shen-Lia	12	0.27941	272	76
JAPAN - Yokohama	O.Kimura-Nishino	23	-0.00694	288	-2
	Yamaguchi-A.Kimura	33	-0.29861	144	-43
	Kobayashi-Tsukamoto	28	-0.06618	272	-18
JAPAN - Queen & K	K.Yamada-Y.Yamada	11	0.32895	304	100
	Janssen-Nakanishi	22	-0.00391	256	-1
	Matsuzaki-Makita	24	-0.01172	256	-3
NEW ZEALAND	Scott-Wignall	8	0.56250	304	171
	Wannop-Abrahams	29	-0.09926	272	-27
	Moore-Robb	25	-0.01953	256	-5
JAPAN - Wakasa	Nishida-Nishida	35	-0.48684	304	-148
	Ito-Ueno	26	-0.02083	144	-3
	Wakasa-Wakasa	34	-0.45395	304	-138
JAPAN - PS-Jack	Sugino-Otsuka	40	-1.11875	320	-358
	Nanjo-Miwa	27	-0.05625	160	-9
	Miyazaki-Nanjo	20	0.13068	176	23
Korea - Ivy League	HJ.Lee-KW.Lee	16	0.23438	128	30
	BH.Kim-SO.Kim	37	-0.94853	272	-258
	Kwon-KS.Lee	41	-1.21667	240	-292
	Hahn-KW.Lee	36	-0.94375	160	-151
THAILAND	Prasert-Chaitad	18	0.14844	256	38
	Pravati-Pichai	32	-0.15074	272	-41
	Prapongse-Thongchai	39	-1.07500	240	-258
KOREA - Joy Club	Suh-Noh	42	-1.30208	288	-375
	Lim-Kim	30	-0.11806	288	-34
	Kwon-Chang	38	-1.03125	256	-264

시카고의 하늘이 넓어집니다

아시아나, 7월 30일 시카고 취항

미국 3대 도시 시카고 하늘의 역사가 달라집니다.
아시아나의 직항노선으로 더욱 빠르고 편리하게,
스타얼라이언스로 북미 내 여행을 더욱 자유롭게 -
이제 시카고도 아시아나로 편안하게 다녀오세요.

이름다운 사람들
아시아나항공

A STAR ALLIANCE MEMBER 

문의 및 예약 · 1588-8000 · flyasiana.com

The Official Carrier of the 43rd PABF



CHINA: Victorious in the Open and the Ladies



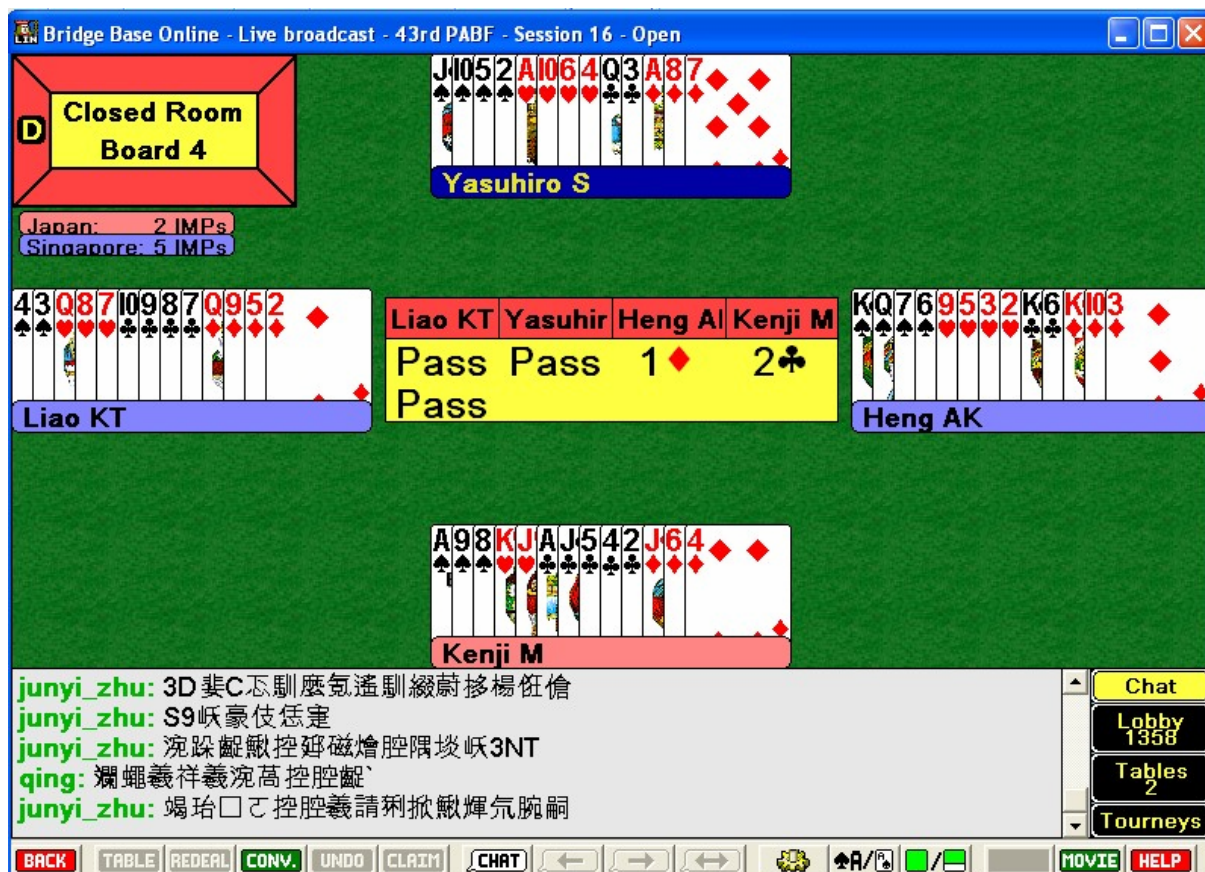
Left to Right: Zhao Jie, Shi Hao Jun, Fu Zhong, Hu Ji Hong (coach) , Chen Gang (coach)
Yang Li Xin, Dai Jian Ming, Zhuang Ze Jun



Left to Right: Wang Jian, Zhang Ya Lan, Liu Yi Qian, Wang Xiao Jing (coach), Sun Ming, Ju Chuan Cheng (coach), Gu Ling, Wang Ping

BBO and the 43rd PABF Championships

Surely one of the most hard-working people here has been Rick Wakeman who has organized the BBO Vu-graphs. He was particularly proud of having organized the first ever Chinese commentary on BBO. This has been captured below in a photo by David Thompson of Australia.



Olympic		Parktel	Game
Rank	Player 1	Player 2	Prize
1	Patrick Choy	Wang Xiao Feng	US\$500
2	Kim, Sun-young	Cho, Eun-joo	US\$300
3	Kim, Yoon-kyung	Yang, Sung-ae	US\$200
4	Nishida, Hiromi	Nishda, Yoshie	

Ladies Series	Segment				Total
	1	2	3	4	
Japan	37	36	22	38	133
Indonesia	26	43	26	37	132

Ladies Series	Segment				Total
	1	2	3	4	
China Hong Kong	22	43	45	15	125
Singapore	48	38	35	33	154

Ladies Series	Segment				Total
	1	2	3	4	
Indonesia	19	50	62	56	187
Singapore	34	16	27	25	102

Youth Series	Segment				Total
	1	2	3	4	
China Hong Kong	20	55	25	1	101
Chinese Taipei	54	22	32	45	153

Youth Series	Segment				Total
	1	2	3	4	
Singapore	30	19	50	28	127
Indonesia	52	53	21	15	141

Youth Series	Segment				Total
	1	2	3	4	
China Hong Kong	47	45	15	18	125
Indonesia	17	28	26	27	98

Zone 6 Qualifiers for 2005 World Championships

Bermuda Bowl	China	Chinese Taipei	Japan
Venice Cup	China	Japan	Indonesia
Youth Championship	Japan	Chinese Taipei	China HK
Senior Bowl	Japan	Indonesia	China HK

Open Series	Segment				Total
	1	2	3	4	
Japan	24	50	29	20	123
Indonesia	34	28	19	41	122

Open Series	Segment				Total
	1	2	3	4	
Chinese Taipei	32	39	40	5	116
Japan	32	36	19	19	106

Open Series	Segment				Total
	1	2	3	4	
China Hong Kong	4	42	36	44	126
Indonesia	60	34	36	5	135

Senior Series	Segment			Total
	1	2	3	
China Hong Kong	18	20	43	81
Indonesia	42	77	13	132

Senior Series	Segment			Total
	1	2	3	
China Hong Kong	70	36	57	163
Korea - Ivy League	30	54	28	112